sonnax®
TIME TESTED • INDUSTRY TRUSTED®

TRANSMISSION PARTS

Instructions

Jatco/Nissan JF010E (RE0F09A), JF011E (RE0FI0A)

Lockup Control Plunger Valve Kit

Part No.
113741-11K

- Sleeve
- Valve

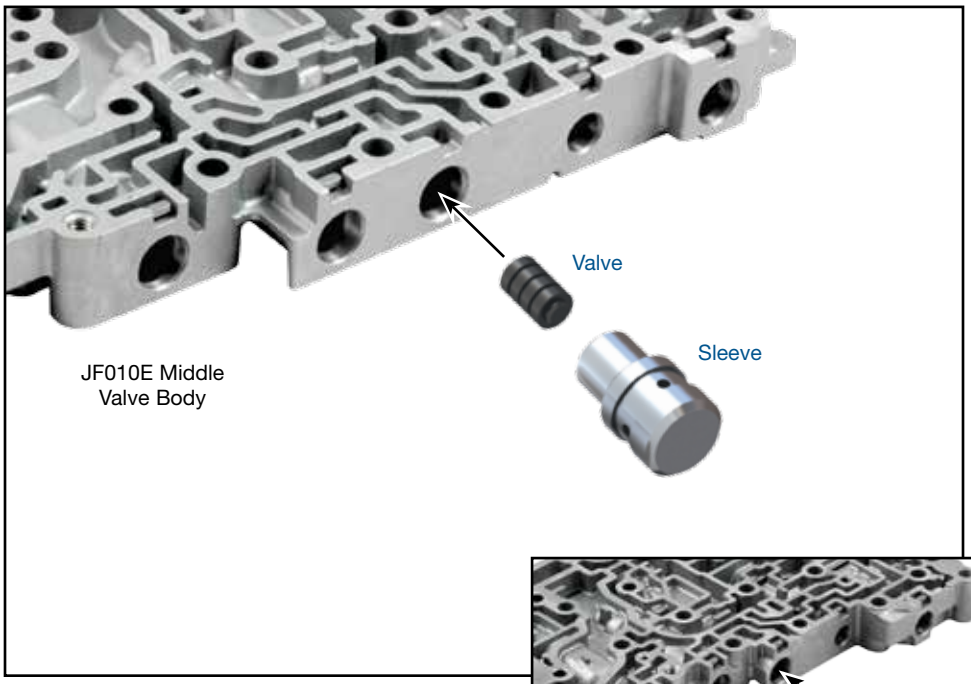

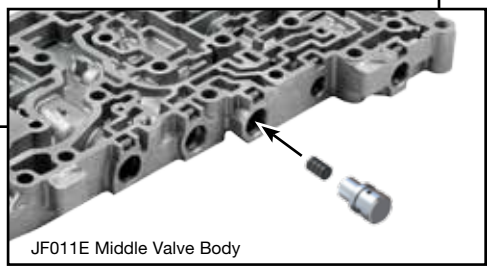

1. Disassembly
a. Remove OE retainer and save for reuse.

b. Remove and discard OE sleeve and plunger valve.

2. Installation & Assembly
a. Ensure bore is clean and clear of debris.

b. Install Sonnax plunger valve/control sleeve assembly.

c. Reinstall OE retainer.

3. Final Testing
Vacuum testing at the port(s) indicated holds the recommended minimum 14 in-Hg.

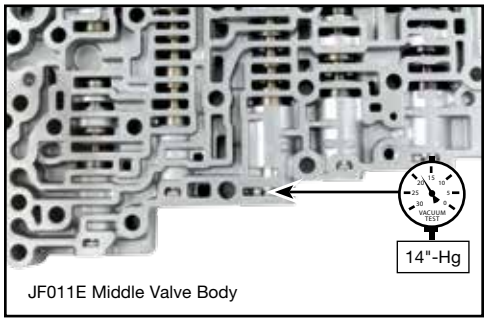

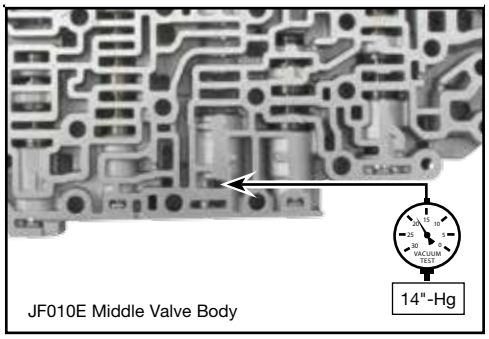

©2016 Sonnax Industries, Inc.

800-843-2600 • 802-463-9722 • F: 802-463-4059 • www.sonnax.com