


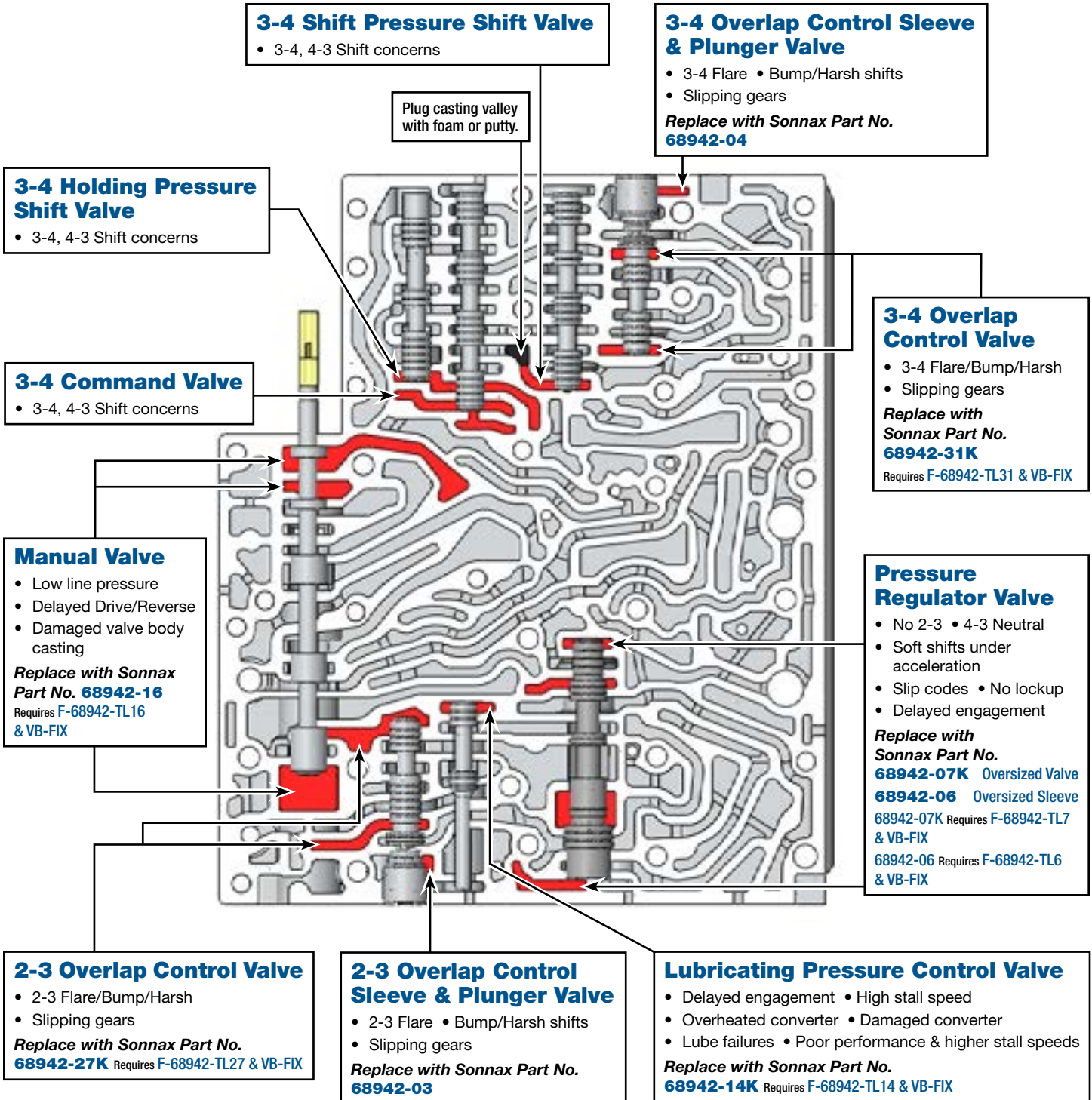
# Critical Wear Areas & Vacuum Test Locations



**NOTE:** OE valves are shown in rest position and should be tested in rest position unless otherwise indicated. Test locations are pointed to with an arrow. Springs are not shown for visual clarity. Low vacuum reading indicates wear.

## Upper Valve Body

**Click on Sonnax part numbers to see more information.**



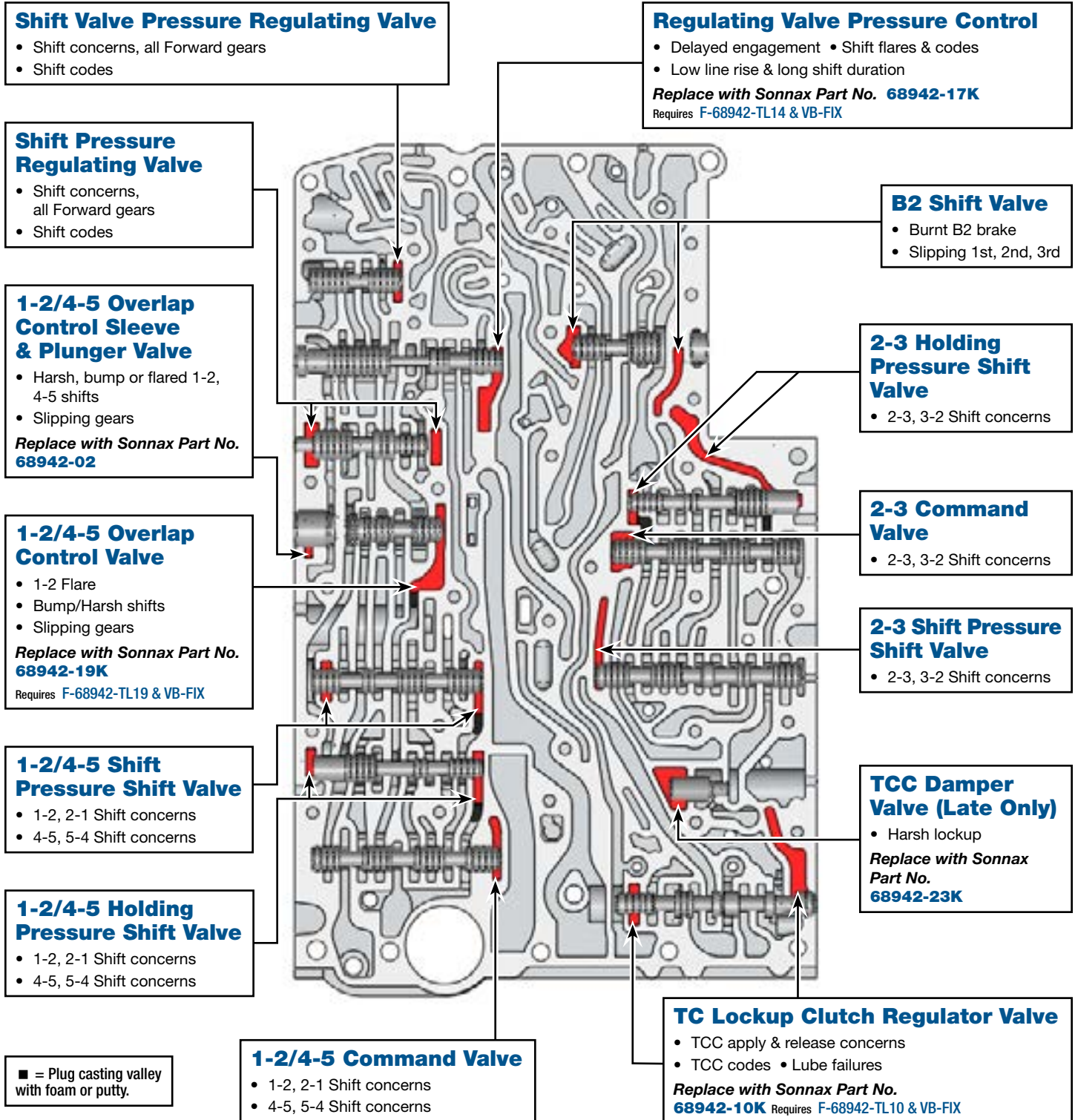
# Critical Wear Areas & Vacuum Test Locations



**NOTE:** OE valves are shown in rest position and should be tested in rest position unless otherwise indicated. Test locations are pointed to with an arrow. Springs are not shown for visual clarity. Low vacuum reading indicates wear.

## Lower Valve Body

Click on Sonnax part numbers to see more information.

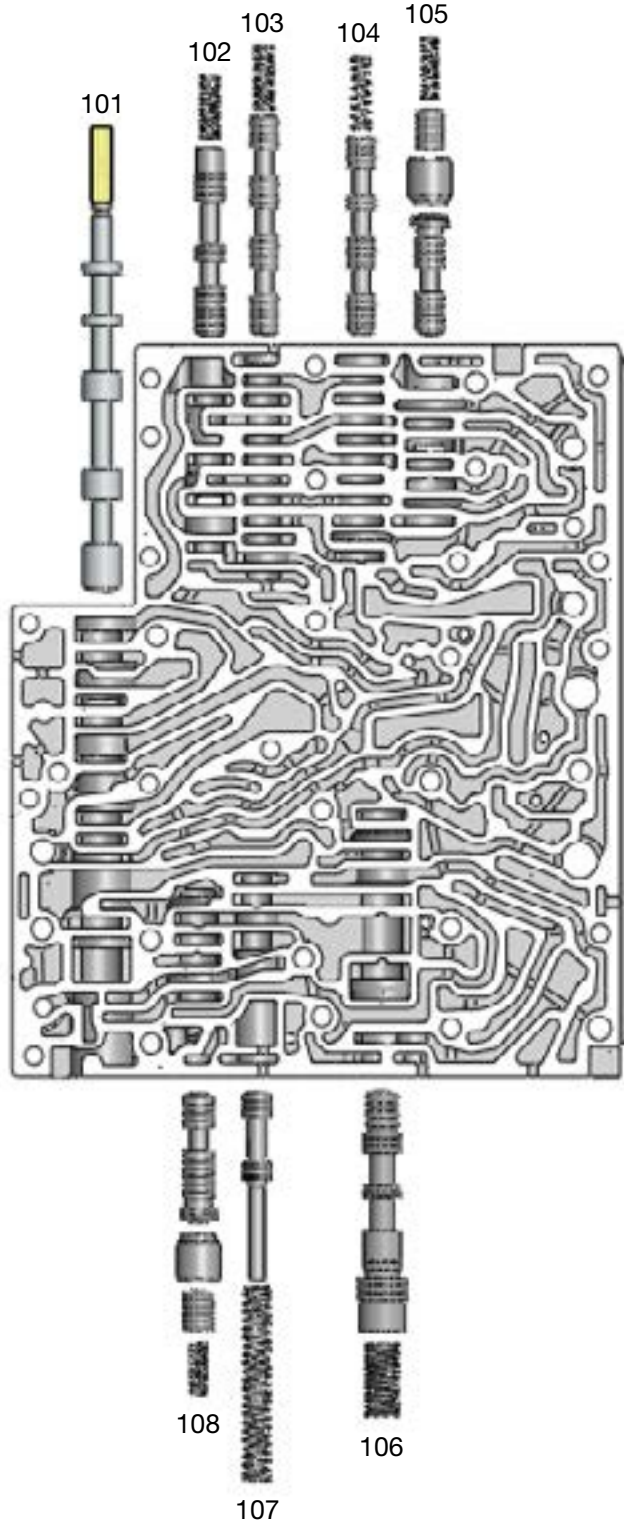


# OE Exploded View

## Upper Valve Body

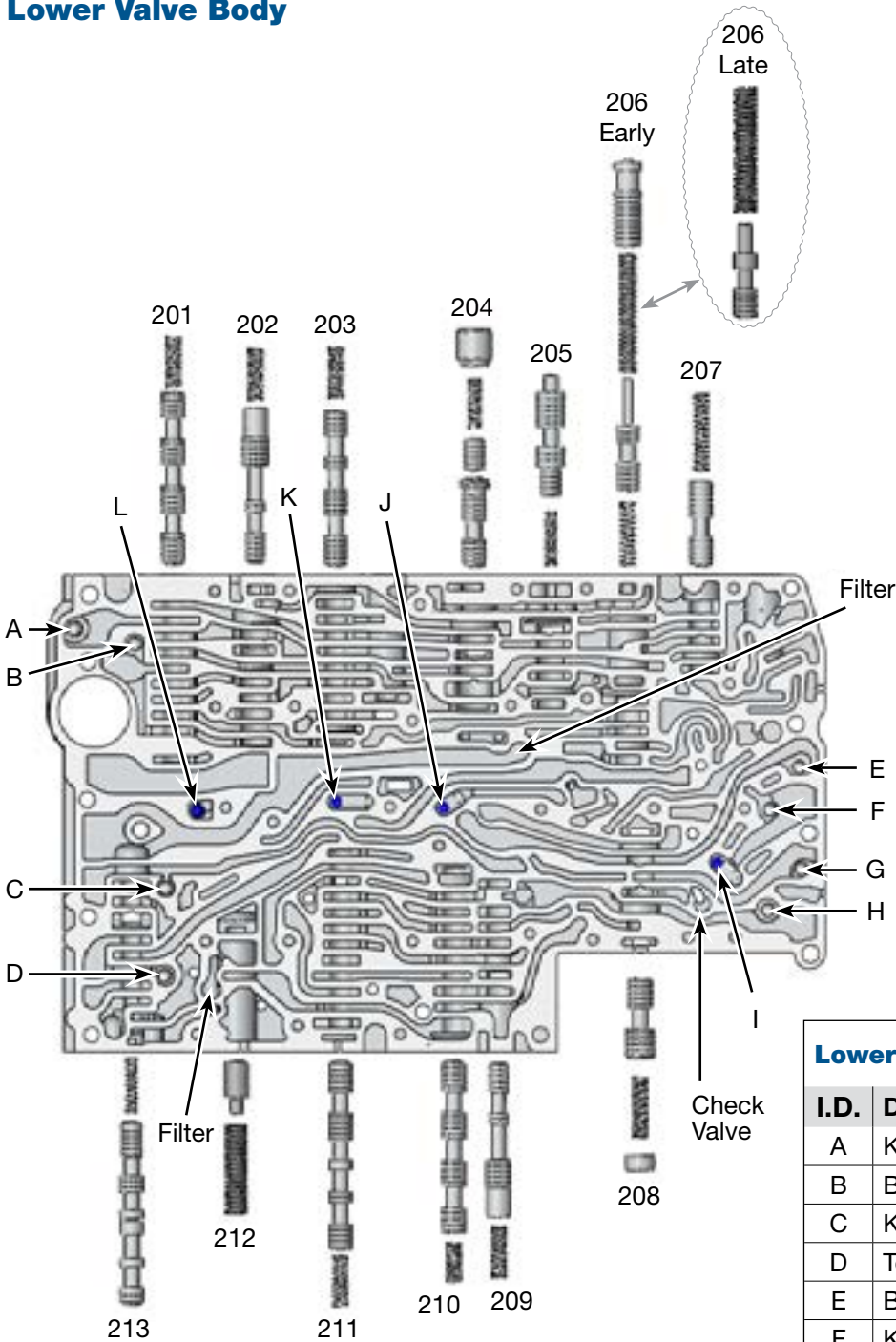
### Upper Valve Body Descriptions

I.D. No.	Description
101	Selector Valve
102	3-4 Holding Pressure Shift Valve
103	3-4 Command Valve
104	3-4 Shift Pressure Shift Valve
105	3-4 Overlap Control Valve (Inboard) Sleeve & Plunger Valve (Outboard)
106	Pressure Regulator Valve
107	Lubricating Pressure Control Valve
108	2-3 Overlap Control Valve (Inboard) Sleeve & Plunger Valve (Outboard)



# OE Exploded View

## Lower Valve Body



### Lower Valve Body Descriptions

I.D. No.	Description
201	1-2/4-5 Command Valve
202	1-2/4-5 Holding Pressure Shift Valve
203	1-2/4-5 Shift Pressure Shift Valve
204	1-2/4-5 Overlap Control Valve (Inboard) Sleeve & Plunger Valve (Outboard)
205	Shift Pressure Control Valve
206	Regulating Valve Pressure Control Valve(s) (Early & Late)
207	Shift Valve Pressure Control Valve
208	B2 Shift Valve
209	2-3 Holding Pressure Shift Valve
210	2-3 Command Valve
211	2-3 Shift Pressure Shift Valve
212	TCC Damper Valve (Late only)
213	TC Lockup Clutch Regulator Valve

### Lower Valve Body Checkball Locations

I.D.	Description	Material
A	K1 Clutch Exhaust	Steel
B	B1 Clutch Exhaust	Steel
C	K2 Clutch Exhaust	Steel
D	Torque Converter Clutch	Steel
E	B2 Clutch Exhaust	Steel
F	K3 Clutch Exhaust	Steel
G	B2 Clutch Counter Exhaust	Steel
H	B3 Clutch Exhaust	Steel
I	K3 Shuttle Ball	Plastic
J	3-4 Shift Group Shuttle Ball	Plastic
K	Pressure Reducing Shuttle Ball	Plastic
L	Modulator Pressure Shuttle Ball	Plastic