



Critical Wear Areas & Vacuum Test Locations



NOTE: OE valves are shown in rest position and should be tested in rest position unless otherwise indicated. Test locations are pointed to with an arrow. Springs are not shown for visual clarity. Low vacuum reading indicates wear and Sonnax parts noted for replacement. For specific vacuum test information, refer to individual part instructions included in kits and available at www.sonnax.com.

Upper Valve Body • 6T70 (Gen. 1)

3-5 Reverse Clutch Regulator Valve

- 2-3 & 4-5 Flare
- Delayed Reverse
- Reverse slip
- 3-5 Reverse clutch burned
- Ratio codes
- Bind-up

Replace with Sonnax Part No.
124740-26K (1.35 Ratio) Requires F-124740-TL26 & VB-FIX
124740-21K (1.83 Ratio) Requires F-124740-TL21 & VB-FIX

Pressure Regulator Valve

- Erratic line pressure
- Poor shift quality
- Low converter & lube flow
- Burnt clutches
- TCC apply & release concerns
- Overheating

Replace with Sonnax Part No.
124740-12K Requires F-124740-TL12 & VB-FIX

Isolator Valve

- Low line pressure
- Line pressure instability
- No line rise
- Burnt clutches
- Harsh shifts
- Shift concerns

Replace with Sonnax Part Nos.
124740-16 (Spring Only)
124740-03K (Isolator Valve Kit)

2-6 Clutch Regulator & Gain Valve

- 1-2 or 5-6 Flare
- 2nd or 6th Slip
- No 2nd or 6th
- Ratio codes
- 2-6 Clutch burned
- Erratic shift timing

Replace with Sonnax Part No.
124740-17K
Requires F-124740-TL17 & VB-FIX

TCC Control Valve

- Excess TCC slip
- Low cooler flow
- Overheating
- Low convert & lube flow
- TCC apply & release concerns
- TCC apply codes
- TCC lining failure

Replace with Sonnax Part No. **124740-14K**
Requires F-124740-TL14 & VB-FIX

TCC Regulator Apply Valve

- Code P0741, 742
- Harsh TCC apply
- TCC slip
- Loss of fuel economy
- Low TCC apply pressure
- Overheated fluid & TCC lining

Replace with Sonnax Part No.
124740-24K
Requires F-124740-TL24 & VB-FIX

Clutch Select Solenoid Valve #3

- Various shift concerns
- Shift codes

L/R Overdrive Clutch Regulator Valve

- Burnt L/R and/or 4-5-6 clutch
- 4-5-6 Shift concerns
- Delayed Reverse
- 3-4 Flare

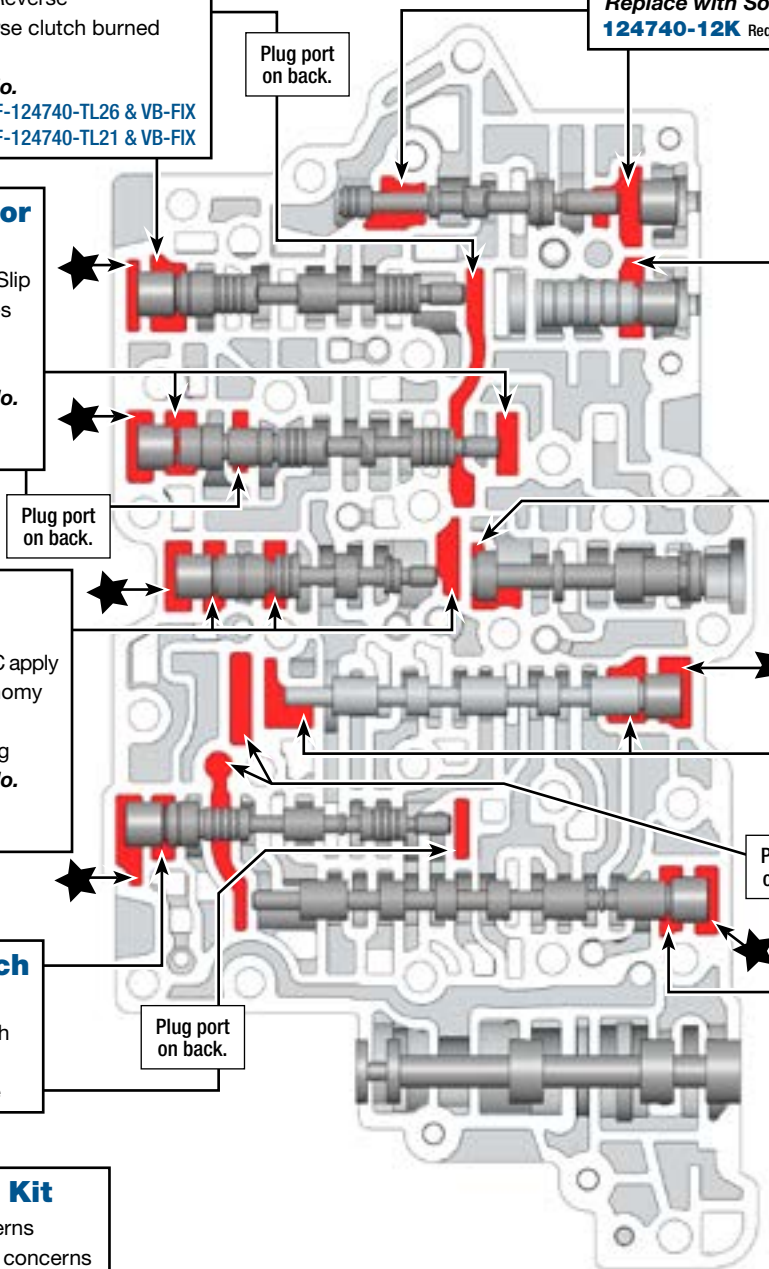
Clutch Select Solenoid Valve #2

- Various shift concerns
- Shift codes

O-Ringed End Plug Kit

- Pressure loss
 - Shift concerns
 - Burnt clutches
 - TCC apply concerns
- NOTE:** Vacuum test end plugs at outboard port while sealing bore opening with thumb.

Replace with Sonnax Part No.
124740-02K
NOTE: Several Locations = ★



Click on Sonnax part numbers to see more information.



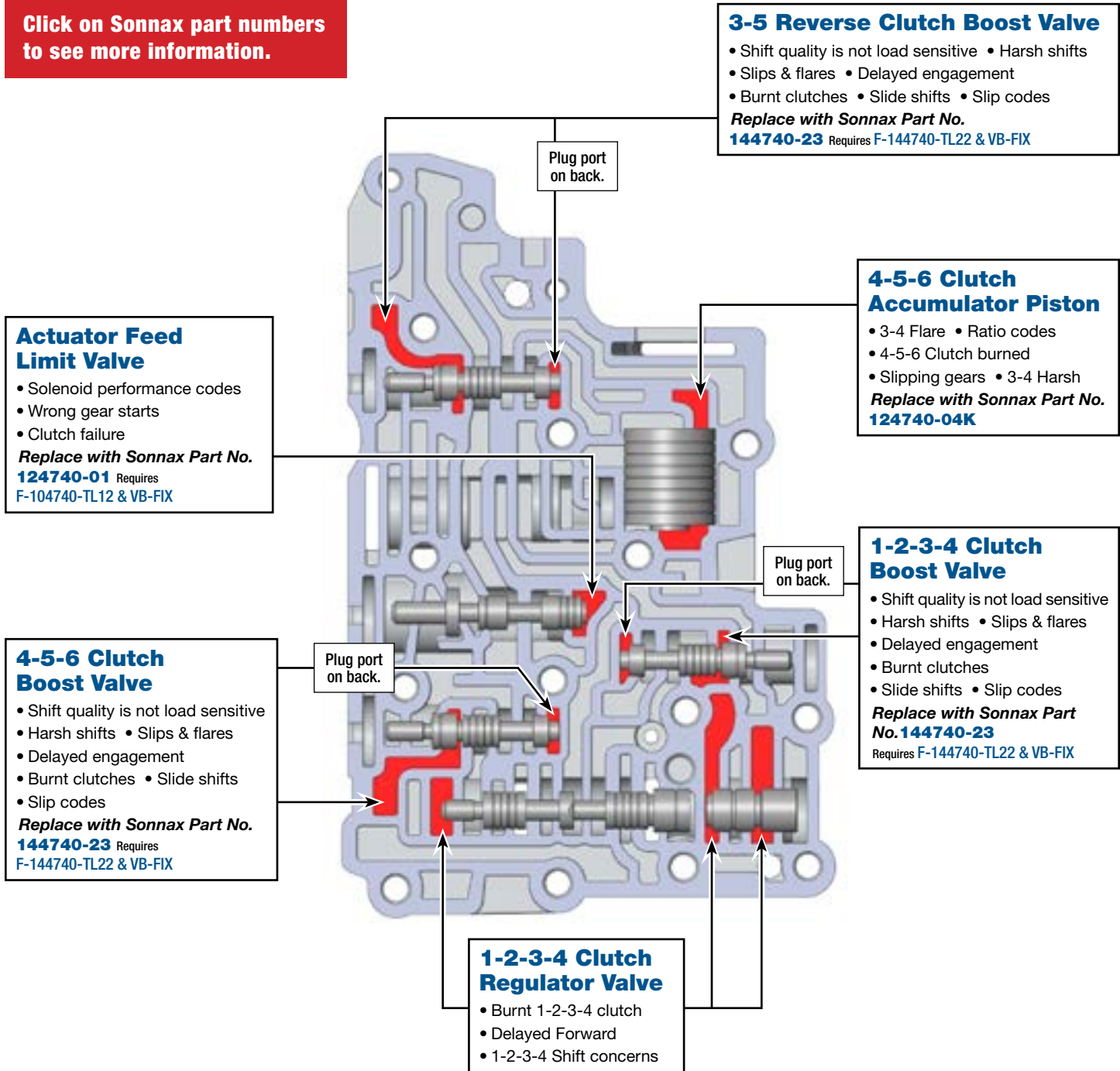
Critical Wear Areas & Vacuum Test Locations



NOTE: OE valves are shown in rest position and should be tested in rest position unless otherwise indicated. Test locations are pointed to with an arrow. Springs are not shown for visual clarity. Low vacuum reading indicates wear and Sonnax parts noted for replacement. For specific vacuum test information, refer to individual part instructions included in kits and available at www.sonnax.com.

Lower Valve Body • 6T70 (Gen. 1)

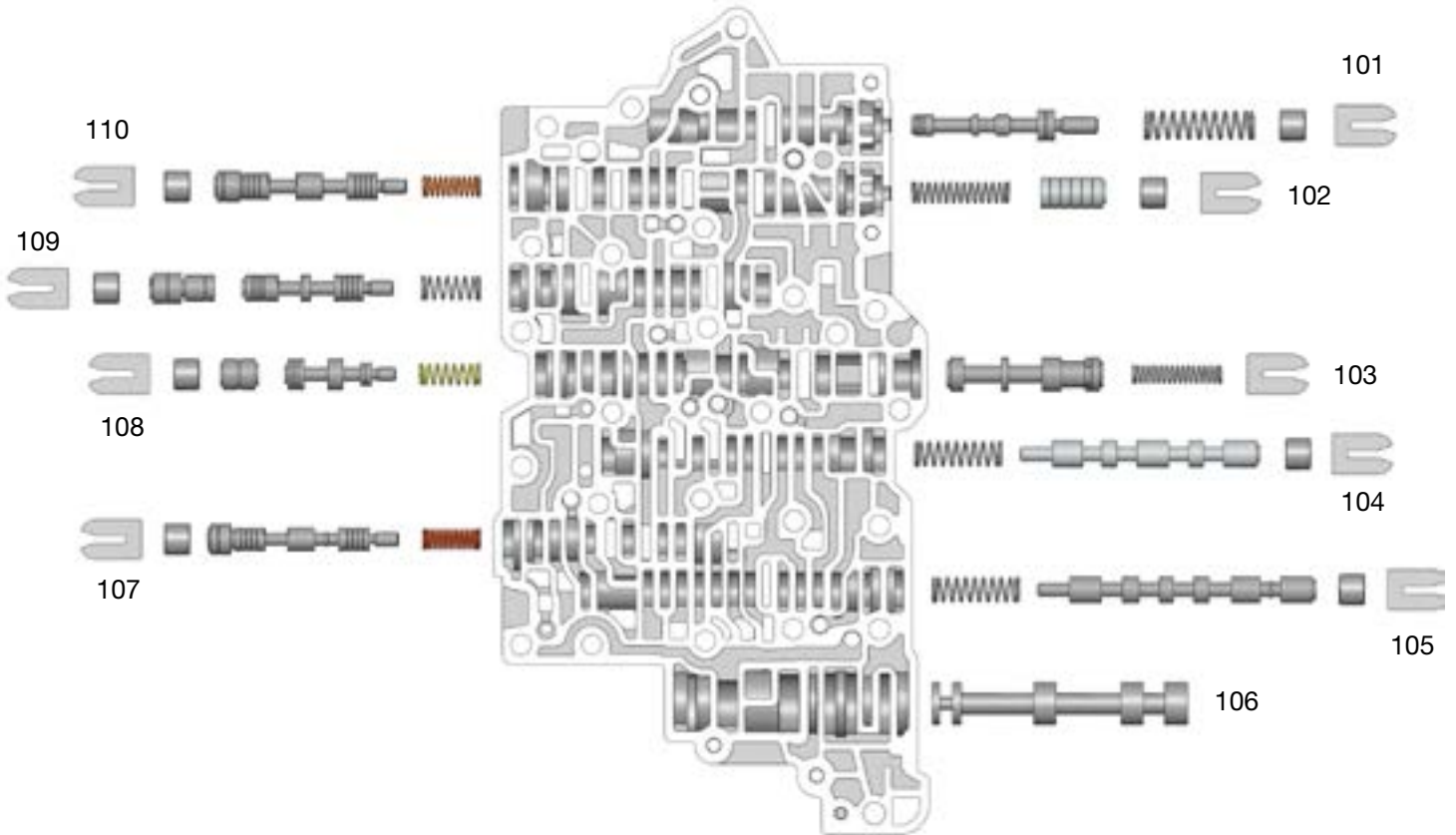
Click on Sonnax part numbers to see more information.





OE Exploded View

Upper Valve Body • 6T70 (Gen. 1)



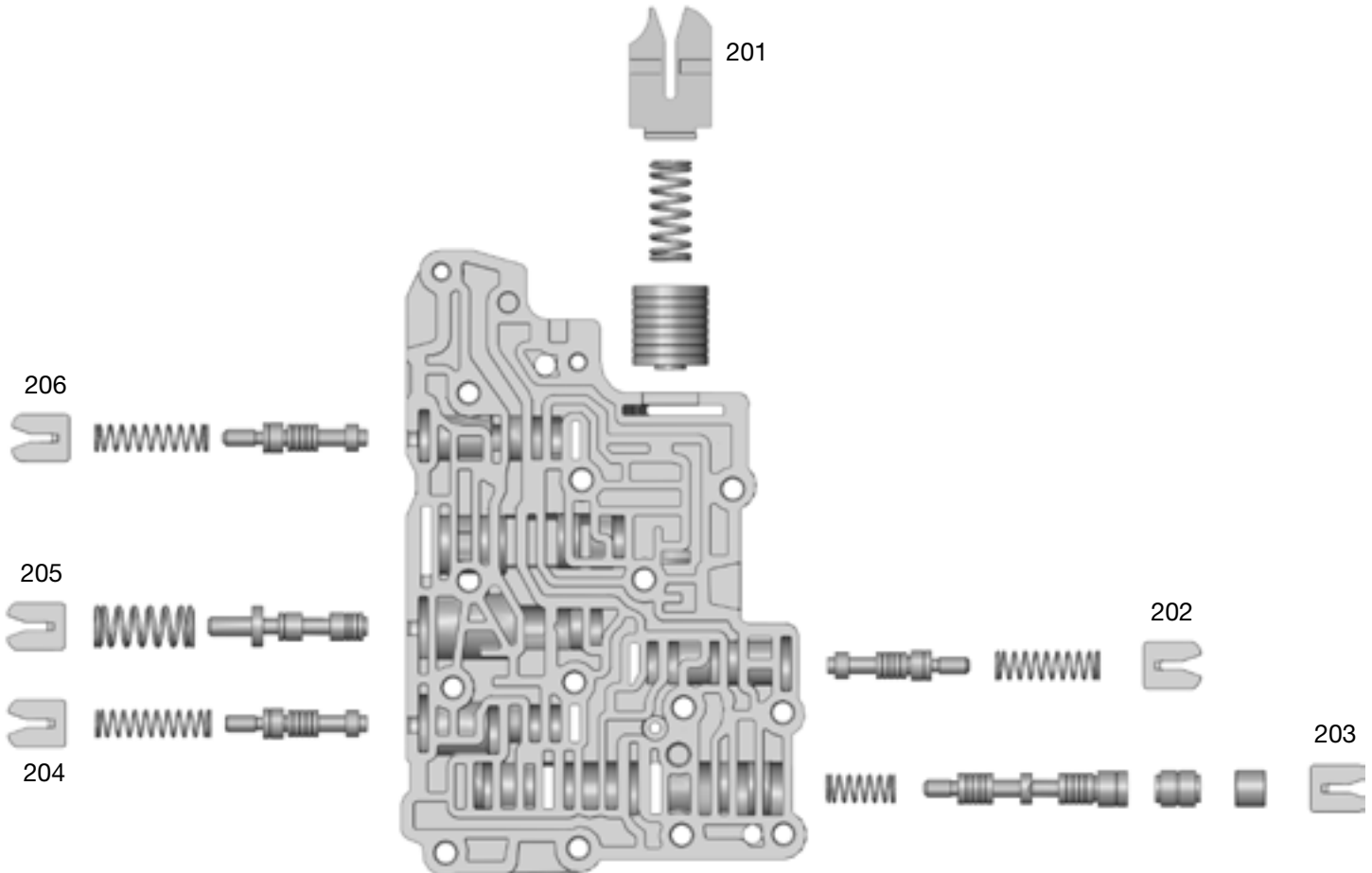
Upper Valve Body Descriptions

I.D. No.	6T70 Description
101	Pressure Regulator Valve
102	Isolator Valve
103	TCC Control Valve
104	Clutch Select Solenoid Valve #3
105	Clutch Select Solenoid Valve #2
106	Manual Valve
107	L/R 4-5-6 Clutch Regulator Valve
108	TCC Regulator Apply Valve
109	2-6 Clutch Regulator & Gain Valve
110	3-5 Reverse Clutch Regulator Valve



OE Exploded View

Lower Valve Body • 6T70 (Gen. 1)



Lower Valve Body Descriptions

I.D. No.	6T70 Description
201	4-5-6 Clutch Accumulator Piston
202	1-2-3-4 Clutch Boost Valve
203	1-2-3-4 Clutch Regulator Valve
204	4-5-6 Clutch Boost Valve
205	Actuator Feed Limit Valve
206	3-5 Reverse Clutch Boost Valve