

Oversized Pressure Regulator & Boost Valve Kit



Part No.

37740-03K

- Pressure Regulator Valve
- Boost Valve
- Boost Sleeve
- Shims (2)

Tool Kit



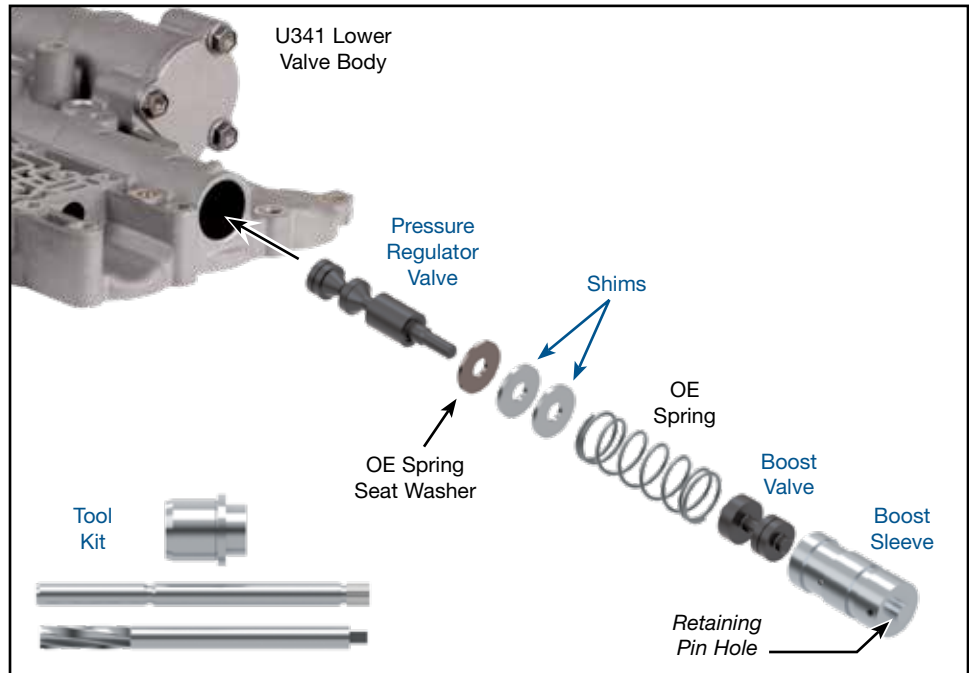
Part No.

F-37740-TL3

- Reamer
- Reamer Jig
- Guide Pin

NOTE: Sonnax "F-Tool" kits designed to service a specific bore require the VB-FIX, a self-aligning valve body reaming fixture. More information and instructions can be found online at www.sonnax.com.

Toyota/Lexus U341E, U341F



CAUTION: Before disassembly, note which notch on the OE sleeve holds the retaining pin. This will be necessary for proper reassembly.

1. Disassembly

- After noting which sleeve notch holds retaining pin (see caution above), remove OE retaining pin and set aside for reuse.
- Remove and discard OE valve stop.
- Remove OE boost valve/sleeve assembly. Set aside sleeve, to be measured before reassembly.
- Remove OE spring and spring seat washer; set aside for reuse.
- Remove and discard OE pressure regulator valve.

2. Bore Reaming

Ream pressure regulator bore (for reaming instructions/reamer care, please visit www.sonnax.com). Sonnax reaming tool kit **F-37740-TL3** and **VB-FIX** are required for this operation.

3. Installation & Assembly

- Ensure valve bore and body are clean and cleared of all debris.
- Measure from open end of OE sleeve to notch that held retaining pin (**Figure 1**). Compare measurement to chart to determine correct amount of Sonnax shims to install, if any (**Figure 2**).
- Place OE spring seat washer and appropriate Sonnax shim(s) on Sonnax pressure regulator valve stem and install into bore.
- Reinstall OE spring.
- Install Sonnax boost valve/sleeve assembly. Secure with OE retaining pin, ensuring pin is pushed thru retaining pin hole in replacement sleeve.

4. Final Testing

Vacuum testing at the port(s) indicated holds the recommended minimum 16 in-Hg.




Figure 1

Figure 2

OE Sleeve Measurement	Install
1.715"	OE spring seat washer, 0 Sonnax shims
1.755"	OE spring seat washer with 1 Sonnax shim
1.795"	OE spring seat washer with 1 Sonnax shim
1.835"	OE spring seat washer with 2 Sonnax shims
1.875"	OE spring seat washer with 2 Sonnax shims

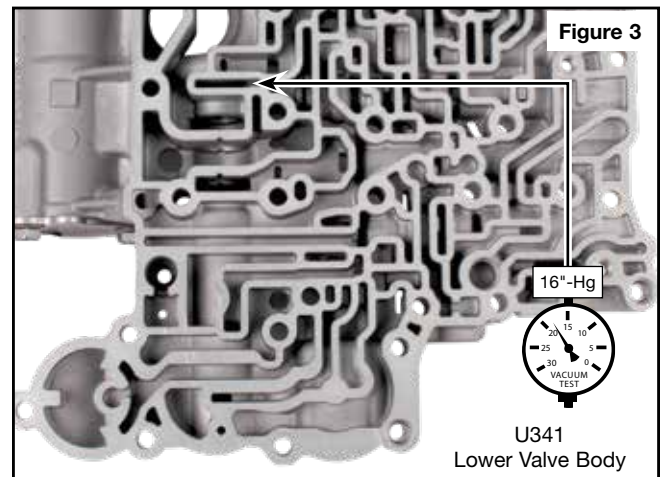


Figure 3

U341

Lower Valve Body