

10" Racekit for 4L60-E (300mm)

Part No. GM-RK-17

- Pilot
- Front Cover
- Thrust Bearing
- Thrust Washer
- O-Ring
- Turbine Hub
- Shim
- Impeller Hub

NOTE: This kit must be completed with the additional required Sonnax or OE parts listed below. Some machining is required.

Application

GM 4L60-E (300mm converter)

Required Piston Damper Assembly Parts

OPTION #1:

- GM-DA-6P Piston Plate
- GM-RV-9 Piston/Damper Plate Rivets (100/bag)
- B45070HTS Friction Ring
- GM 258mm Damper Assembly Core

OPTION #2:

GM 258mm Piston/Damper Assembly

Required Stator Assembly Parts

- CH-N-1 Thrust Bearing
- GM-CS-3 Sprag Cartridge
- GM-ST-082 or GM-ST-086 Stator


Required OE Core Parts

- GM 245mm Impeller
- GM 245mm Turbine (requires machining)

Optional Assembly Parts

B78 Converter Bolts (100/bag)

GM 4L60-E (300mm)

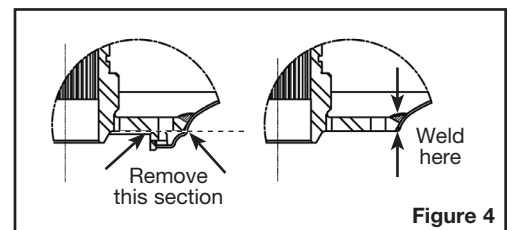
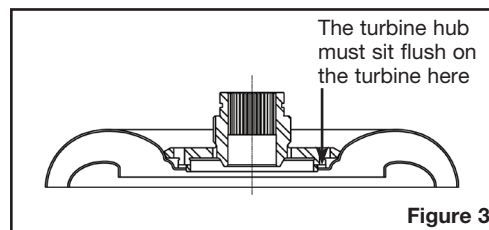
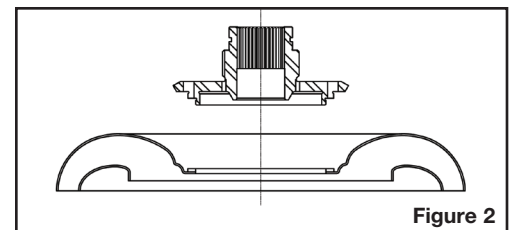
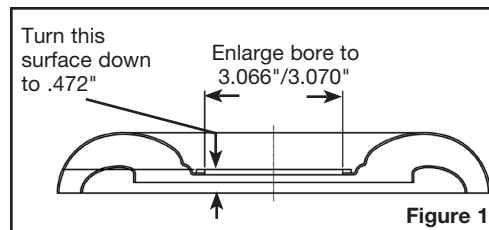


The Sonnax racekit **GM-RK-17** is illustrated above. The entire torque converter lineup (complete with other required parts listed at left) is illustrated for reference on page 2.

1. Turbine Assembly

The Sonnax turbine hub **GM-HTCM-54** is designed for GM 245mm cores and allows the use of either stator **GM-ST-082** or **GM-ST-086** along with the sprag cartridge **GM-CS-3** (used with two **CH-N-1** thrust bearings).

NOTE: When used with Sonnax racekits, the turbine assembly **MUST** be modified as shown below.



2. Cover Assembly

The pilot **GM-PI-21** will be a sliding fit to light press on the cover. Insert the pilot all the way to the cover back surface and weld in place.

3. Damper Assembly

a. If piston/damper assembly **Option #1** is used, assemble the Sonnax piston plate **GM-DA-6P** to the GM 258mm damper assembly using **GM-RV-9** rivets.

b. Install the piston/damper assembly (either **Option #1** or **Option #2**) to the turbine hub and press the aluminum thrust washer into the end of the turbine hub.

c. Insert the thrust bearing into the front cover, then the complete piston/damper and turbine assemblies.

NOTE: The overall height should be 6.500" (165.10mm).

R&R NOTE: Use only the shorter .570" early-style hex head screws in the smallest cover bolt circle. Sonnax **B78** converter bolts can be used as a replacement. The long .890" OE torque converter hex head screws will bottom out when used in the smallest bolt circle.

