

Neutral Safety Switch Adapter






Part No.

22179-06K

- Case Adapter Aluminum
- Washer Copper
- O-Ring

NOTE: Allows late-style, five-wire neutral safety switch cases to be used in early-style, three-wire vehicles.

Chrysler 42RE, 46RE, 47RE



NOTE: Transmissions with late-style neutral safety switches also have a different manual lever on the valve body (**Figure 1**). If you are using a late-style case AND a late valve body, you **MUST** change the manual lever on the valve body to the early-style for the switch to function correctly (**Figure 2**).

1. Disassembly

Remove OE neutral safety switch and OE insert from OE late-style/five-wire case using Chrysler removal/installation tool No. 8581 (not supplied).

2. Installation & Assembly

- Place Sonnax copper washer onto Sonnax aluminum adapter.
- Remove plastic sleeve from Chrysler tool No. 8581 and thread Sonnax washer-adapter into case.
- Add Sonnax O-ring to early-style/three-wire neutral safety switch and thread into Sonnax adapter.

3. Final Testing

Verify three-wire neutral safety switch is operating properly, check that starter operates **ONLY** in Park and neutral gears and does **NOT** crank in Forward or Reverse. Verify back-up light function.