

Elevated Pressure Main Pressure Regulator Spring

Part No.

76948-06


• Springs (5)

NOTE: Fits '95–Earlier units.

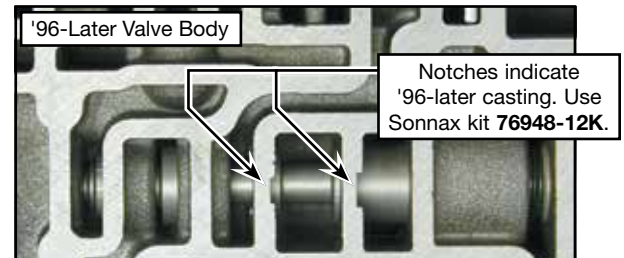
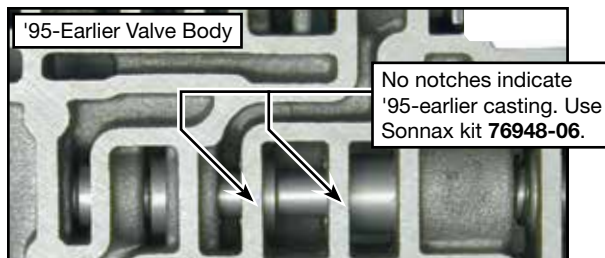


WARNING: Using Sonnax spring with a worn or low-output pump will result in delayed engagement, surging and converter overheat. Ensure pump is in good condition before proceeding.

Ford AODE, 4R70W



1. Identify Early VS Late Valve Body



2. Disassembly

- Remove OE retainer and boost assembly; set aside for reuse.
- Remove and discard OE pressure regulator spring.

3. Installation & Assembly

- Install Sonnax spring.
- Reinstall OE boost assembly or replace with Sonnax boost valve kit, available from your distributor.
- Secure with OE retainer.