sonnax®
TIME TESTED • INDUSTRY TRUSTED®

TRANSMISSION PARTS

Instructions

Aisin AW 55-50SN, 55-51SN

Shift Pressure Control Plunger Valve Kit

Part No.
59947-75K

- Valve
- Sleeve

NOTE: Also fits AF 23/33 and RE5F22A units.



55-50SN
Rear Control
Valve Body

NOTE: Prior to removal, the inboard shift pressure control valve should be checked for excess wear by vacuum testing (**Figure 1**). If necessary, replace with Sonnax shift pressure control valve kit, available separately. If shift pressure control valve passes testing, proceed to test shift pressure control plunger valve and sleeve (**Figure 2**).

1. Disassembly
a. Remove OE plate and set aside for reuse.

b. Remove OE plunger valve and sleeve and discard.

2. Installation & Assembly
a. Install Sonnax plunger valve and sleeve assembly as shown.

b. Secure with OE plate and bolts.

3. Final Testing
Vacuum testing at the port(s) indicated holds the recommended minimum 18 in-Hg (**Figure 2**).



55-50SN Rear Control Valve Body



55-50SN Rear Control Valve Body

©2015 Sonnax Industries, Inc.

800-843-2600 • 802-463-9722 • F: 802-463-4059 • www.sonnax.com