

# Critical Wear Areas & Vacuum Test Locations

**ZIP** Drop-In Zip Valve™ Parts Available

**U660E-ZIP** Zip Kit® Available

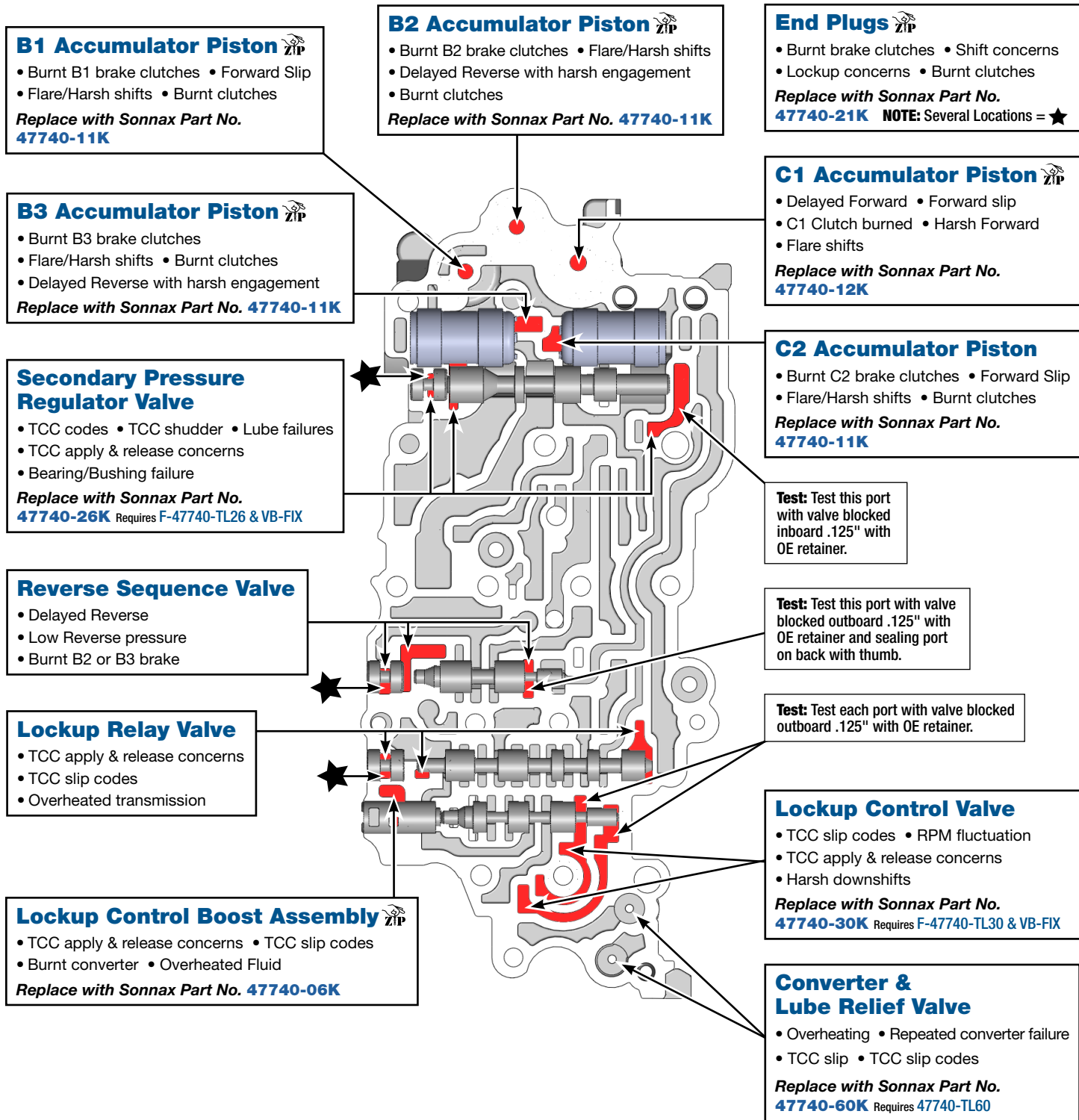
**NOTE:** OE valves are shown in rest position and should be tested in rest position unless otherwise indicated. Test locations are pointed to with an arrow. Springs are not shown for visual clarity. Low vacuum reading indicates wear and Sonnax parts are noted for replacement.

## Upper Valve Body



For specific vacuum test information, refer to individual part instructions included in kits and available at [www.sonnax.com](http://www.sonnax.com).

Click on Sonnax part numbers to see more information.



# Critical Wear Areas & Vacuum Test Locations

**ZIP** Drop-In Zip Valve™ Parts Available

**U660E-ZIP** Zip Kit® Available

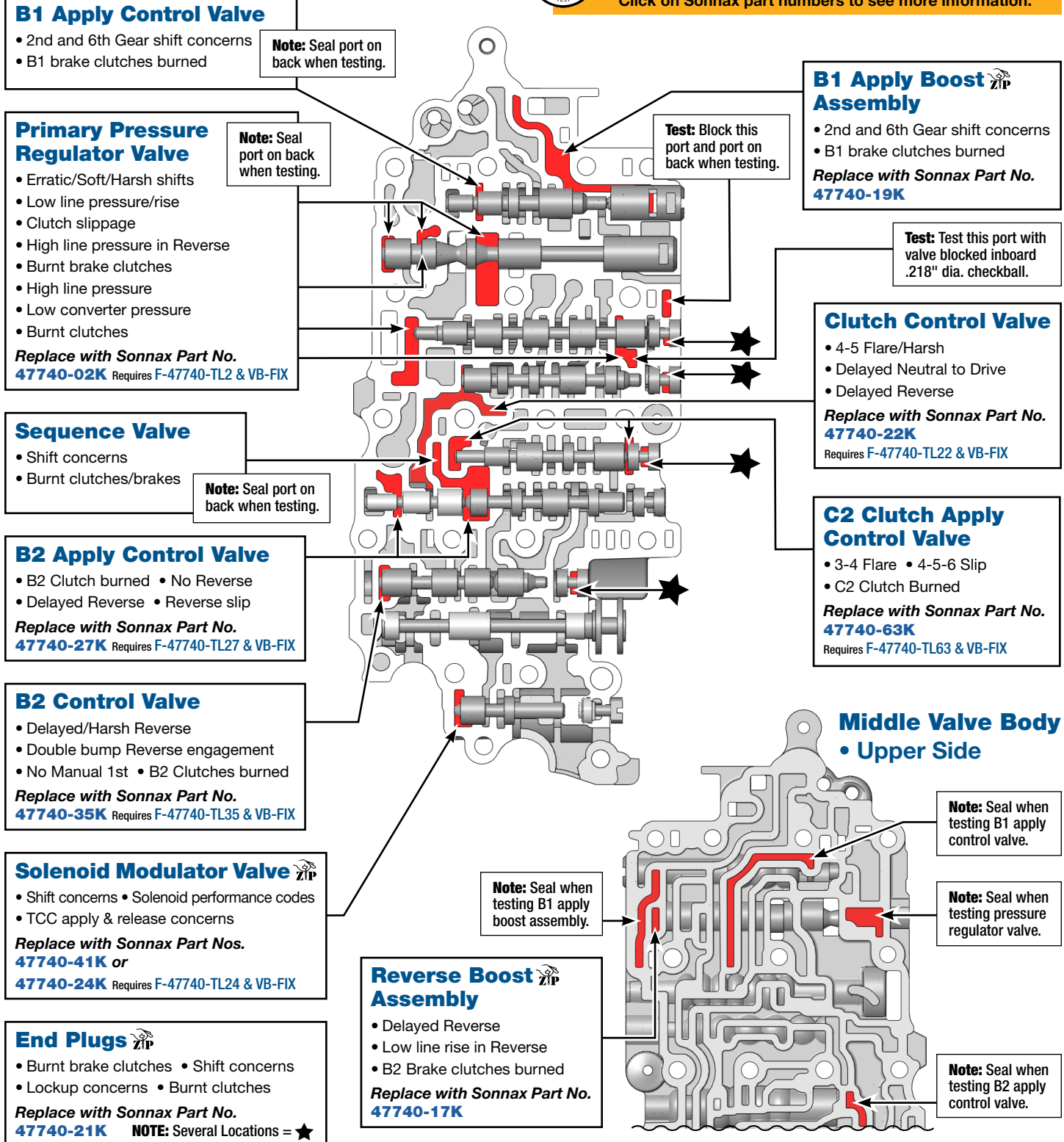
**NOTE:** OE valves are shown in rest position and should be tested in rest position unless otherwise indicated. Test locations are pointed to with an arrow. Springs are not shown for visual clarity. Low vacuum reading indicates wear and Sonnax parts are noted for replacement.

## Middle Valve Body • Lower Side



For specific vacuum test information, refer to individual part instructions included in kits and available at [www.sonnax.com](http://www.sonnax.com).

Click on Sonnax part numbers to see more information.

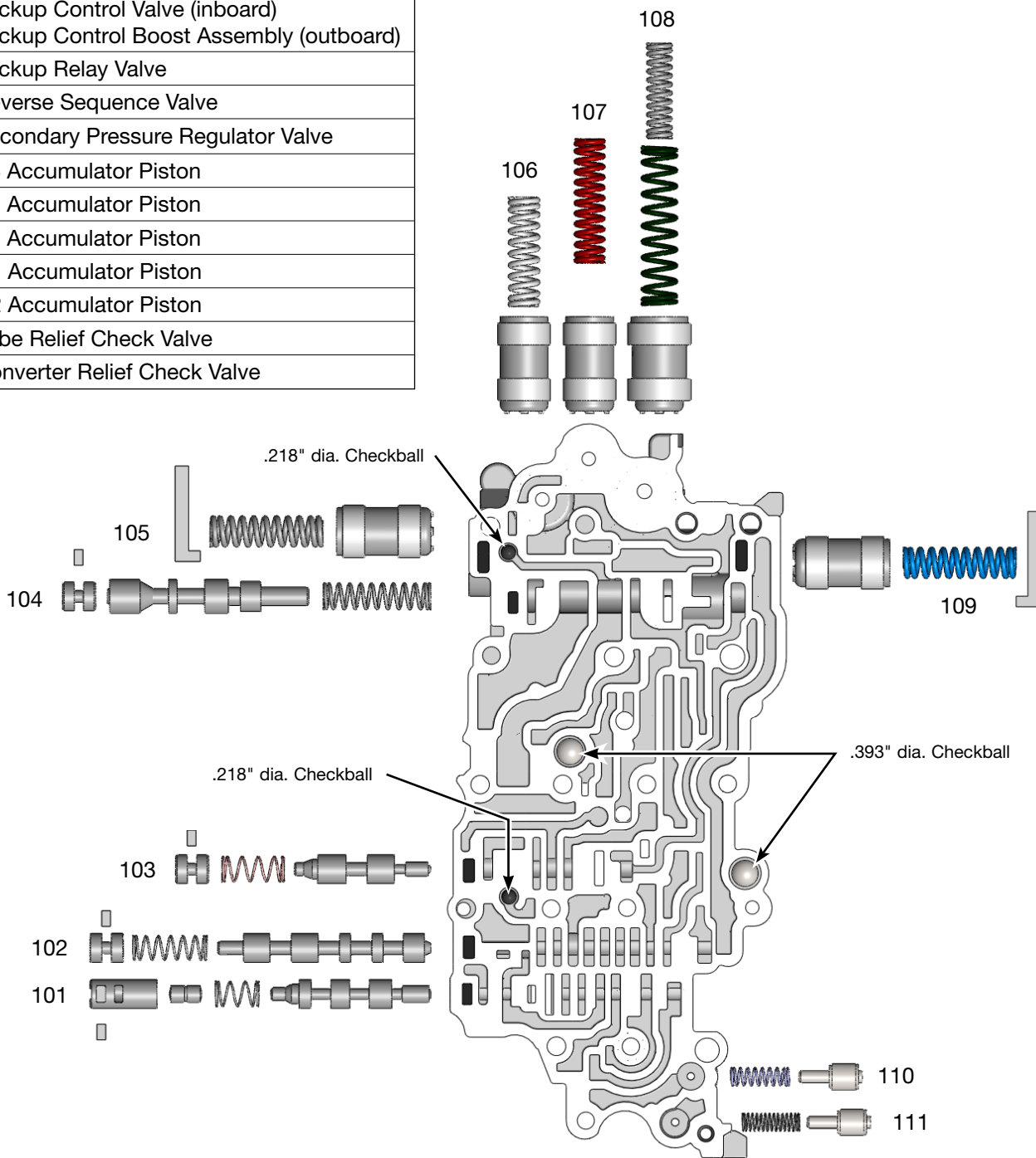


# OE Exploded View

## Upper Valve Body

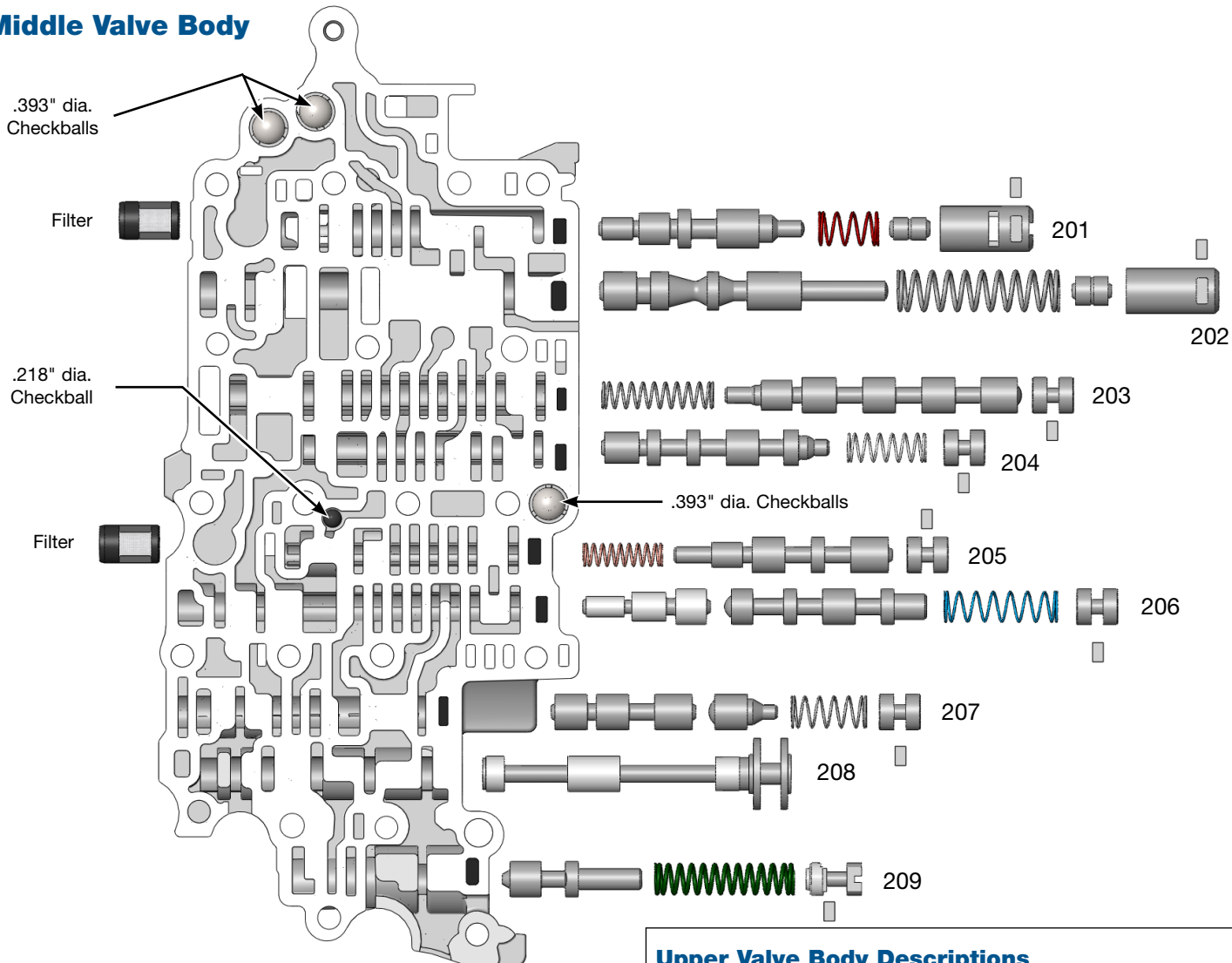
### Upper Valve Body Descriptions

I.D. No.	Description
101	Lockup Control Valve (inboard) Lockup Control Boost Assembly (outboard)
102	Lockup Relay Valve
103	Reverse Sequence Valve
104	Secondary Pressure Regulator Valve
105	B3 Accumulator Piston
106	B1 Accumulator Piston
107	B2 Accumulator Piston
108	C1 Accumulator Piston
109	C2 Accumulator Piston
110	Lube Relief Check Valve
111	Converter Relief Check Valve



# OE Exploded View

## Middle Valve Body



Upper Valve Body Descriptions	
I.D. No.	Description
201	B1 Apply Control Valve (inboard) B1 Apply Boost Assembly (outboard)
202	Primary Pressure Regulator Valve (inboard) Reverse Boost Assembly (outboard)
203	Sequence Valve
204	Clutch Control Valve
205	C2 Clutch Apply Control Valve
206	B2 Apply Control Relay Valve (inboard) B2 Apply Control Valve (outboard)
207	B2 Control Valve (inboard) B2 Control Relay Valve (outboard)
208	Manual Valve
209	Solenoid Modulator Valve