

Critical Wear Areas & Vacuum Test Locations



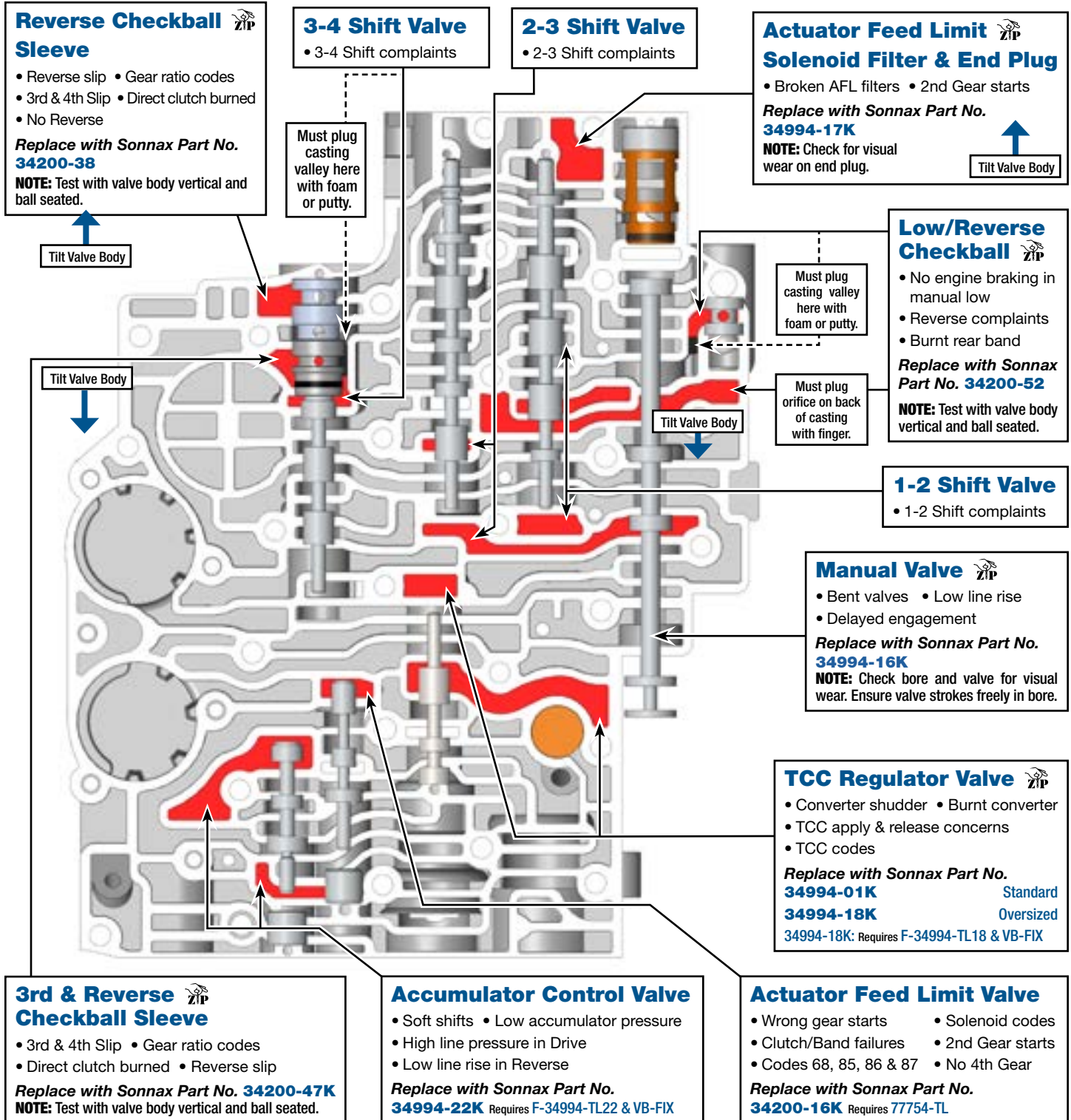
NOTE: OE valves are shown in rest position and should be tested in rest position unless otherwise indicated. Test locations are pointed to with an arrow. Springs are not shown for visual clarity. Low vacuum reading indicates wear and Sonnax parts are noted for replacement.

Valve Body - 4L80-E Shown



For specific vacuum test information, refer to individual part instructions included in kits and available at www.sonnax.com.

Click on Sonnax part numbers to see more information.



Critical Wear Areas & Vacuum Test Locations



NOTE: OE valves are shown in rest position and should be tested in rest position unless otherwise indicated. Test locations are pointed to with an arrow. Springs are not shown for visual clarity. Low vacuum reading indicates wear and Sonnax parts are noted for replacement.

Pump - 4L80-E Shown



For specific vacuum test information, refer to individual part instructions included in kits and available at www.sonnax.com.

Click on Sonnax part numbers to see more information.

Pressure Regulator Valve End Plug

- Harsh/Soft shifts
- Burnt clutches

Replace with Sonnax Part No.
34200-05K

NOTE: Test indicated orifice with vacuum tip.

Pressure Regulator Valve

- Engine surge at idle
- Low TCC release pressure
- Low cooler flow

Replace with Sonnax Part No.
34200-14K

Converter Limit Valve

- Excessive converter pressure
- Harsh TCC apply

Seal this orifice when testing.

Boost Valve Assembly

- Uncontrollable line rise
- High line pressure
- Broken parts
- Broken clutch piston

Replace with Sonnax Part No.

34200-01K Valve Kit with O-Ring
34200-03K Valve Kit, Factory Style
34200-10K Self-Regulating Valve Kit

TCC Valve & TCC Enable Valve

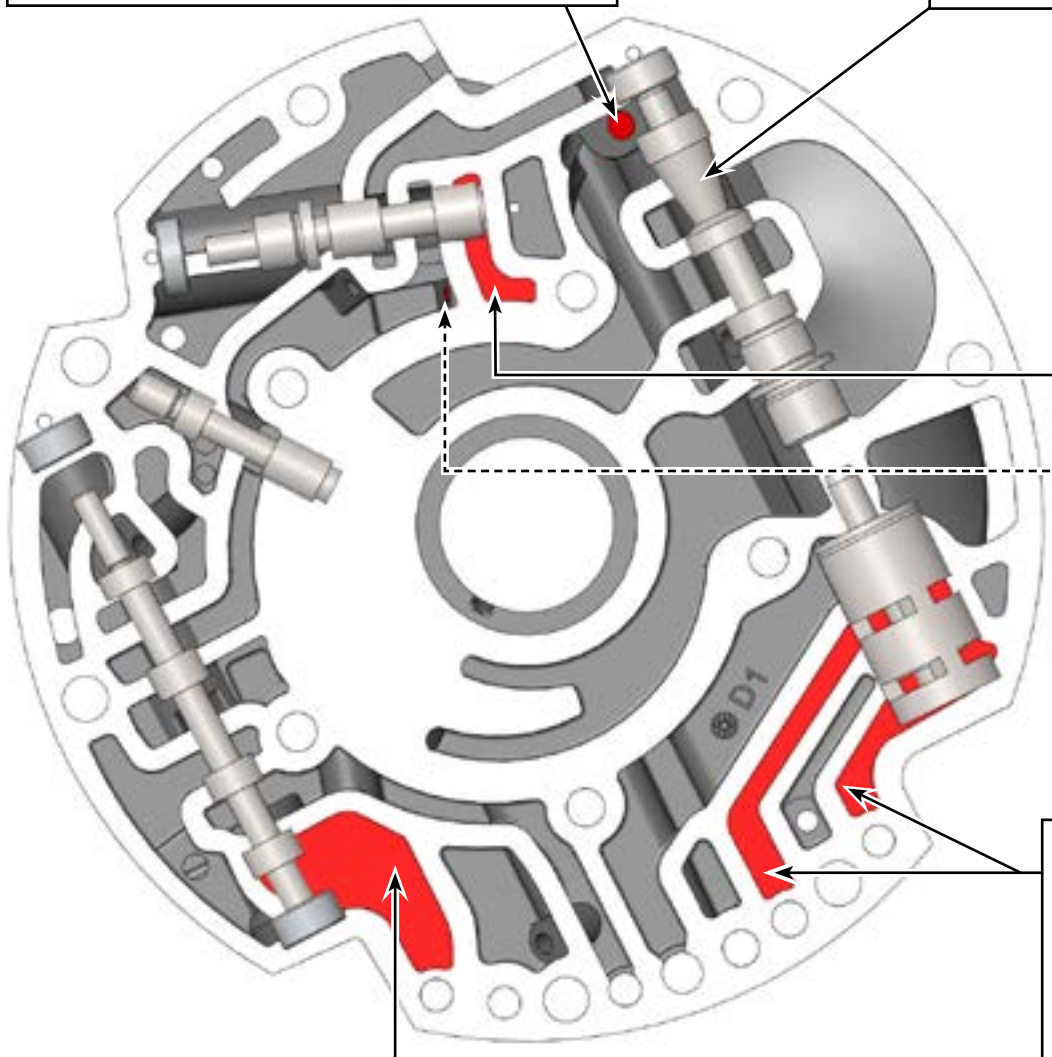
- No converter apply
- Burnt converter lining

Replace with Sonnax Part No.

34994-13 O-Ringed End Plug .497" dia.

34994-14K O-Ringed End Plug .668" dia.

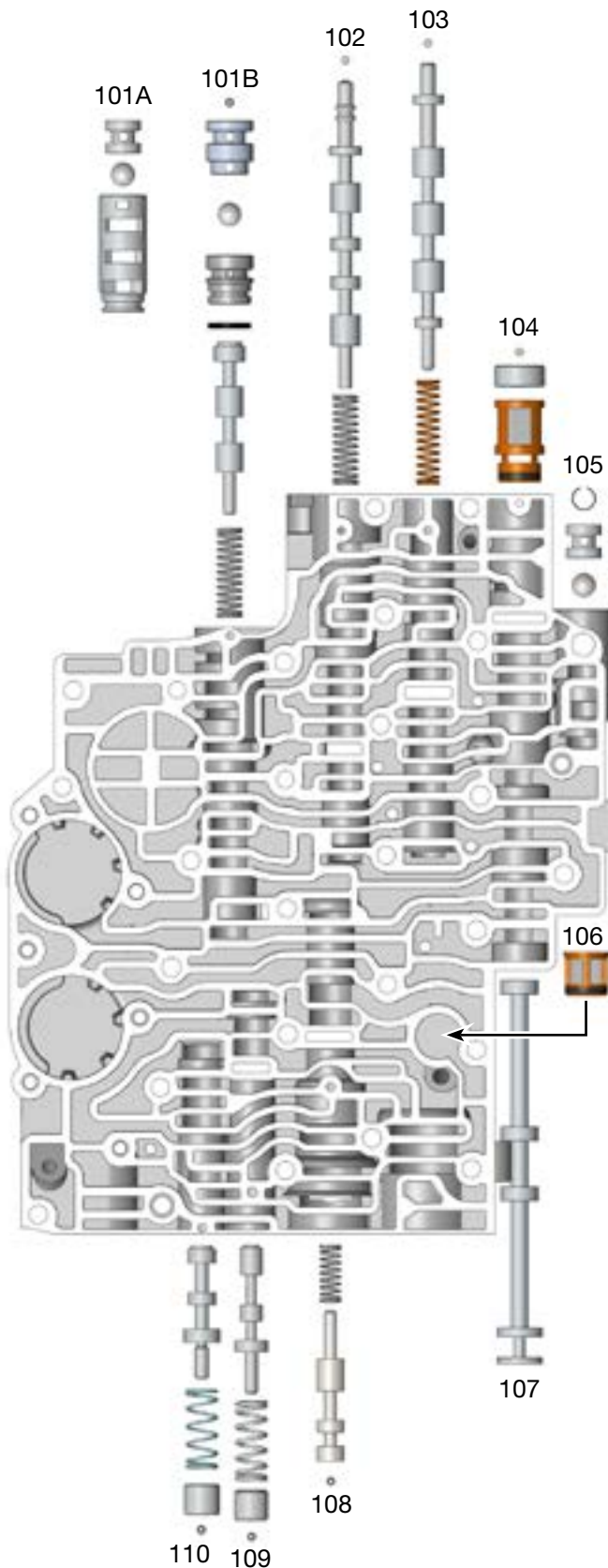
NOTE: Tests TCC signal circuit of both valves.



OE Exploded View

Valve Body - 4L80-E Shown

Valve Body Descriptions	
I.D. No.	Description
101A	3rd/Reverse Checkball & Sleeve (Outboard, Early Style) 3-4 Shift Valve (Inboard)
101B	Reverse Checkball Sleeve (Outboard), 3rd Checkball Sleeve (Center), 3-4 Shift Valve (Inboard)
102	2-3 Shift Valve
103	1-2 Shift Valve
104	Actuator Feed Limit Solenoid Filter & End Plug
105	Checkball
106	Force Motor Feed Filter
107	Manual Valve
108	TCC Regulator Valve
109	Actuator Feed Limit Valve
110	Accumulator Control Valve



OE Exploded View

Pump - 4L80-E Shown

Valve Body Descriptions

I.D. No.	Description
201	Converter Limit Valve
202	TCC Enable Valve
203	Pressure Regulator Valve (Inboard) Boost Valve Assembly (Outbound)
204	TCC Valve

