

Critical Wear Areas & Vacuum Test Locations

ZIP Drop-In Zip Valve™ Parts Available

ZIP KIT ZF6-GEN2-ZIP Zip Kit® Available

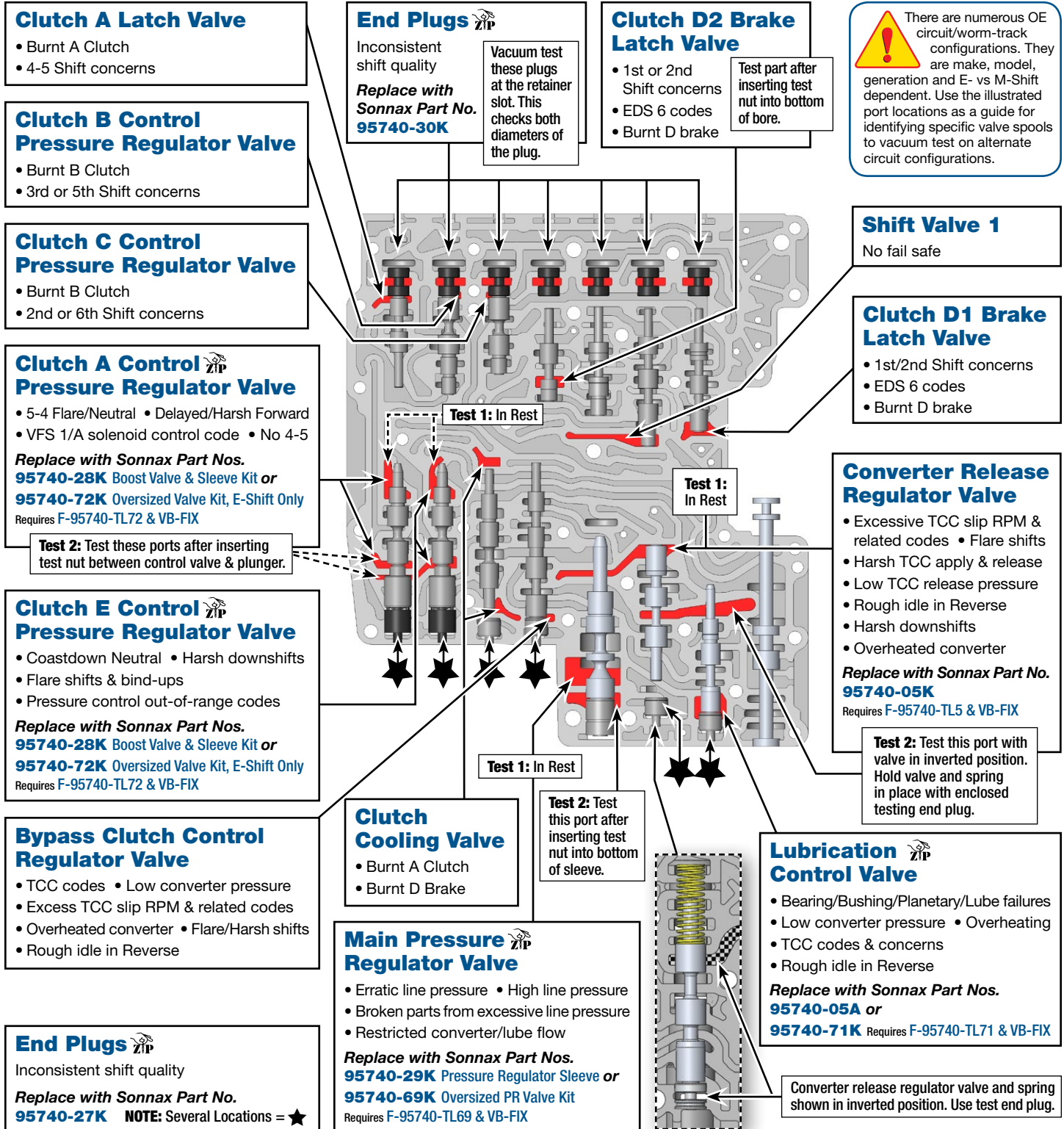
NOTE: OE valves are shown in rest position and should be tested in rest position unless otherwise indicated. Test locations are pointed to with an arrow. Springs are not shown for visual clarity. Low vacuum reading indicates wear and Sonnax parts are noted for replacement.

Lower Valve Body ZF6HP21, Generation 2, M-Shift Shown



For specific vacuum test information, refer to individual part instructions included in kits and available at www.sonnax.com.

Click on Sonnax part numbers to see more information.



Critical Wear Areas & Vacuum Test Locations

ZIP Drop-In Zip Valve™ Parts Available

ZIP KIT ZF6-GEN2-ZIP Zip Kit® Available

NOTE: OE valves are shown in rest position and should be tested in rest position unless otherwise indicated. Test locations are pointed to with an arrow. Springs are not shown for visual clarity. Low vacuum reading indicates wear and Sonnax parts are noted for replacement.

Upper Valve Body ZF6HP21, Generation 2, M-Shift Shown



For specific vacuum test information, refer to individual part instructions included in kits and available at www.sonnax.com.

Click on Sonnax part numbers to see more information.

OE accumulator pistons should be flush with or approximately .030" lower than the casting surface. It is common for the rubber insert to lose tension.

Each of these pistons can be vacuum tested from the exhaust hole on the opposite side of the casting.

Accumulator Pistons

- Downshift clunk • Firm shifts
- Erratic EDS solenoid control and/or EDS codes

Replace with **Sonnax Part No. 95740-15K**

Solenoid Pressure Regulator Valve

- Delayed engagement
- Flare/Neutral shifts
- Harsh downshifts
- High line pressure
- Harsh upshifts
- Wrong gear starts
- Gear ratio & solenoid codes
- TCC slip

Replace with **Sonnax Part No. 95740-64K** Requires F-95740-TL17 & VB-FIX

Clutch E Latch Valve

- 4th, 5th or 6th Shift concerns
- EDS 4 control codes

Clutch D1 Brake Regulator Valve

- 1st or 2nd Shift concerns
- EDS 6 codes
- Burnt D brake

Shift Valve 2

- Burnt A & E clutches
- Shift concerns

End Plugs

Inconsistent shift quality

Replace with **Sonnax Part No. 95740-27K**

NOTE: Several Locations = ★

Shift Valve 3 M-Shift Only

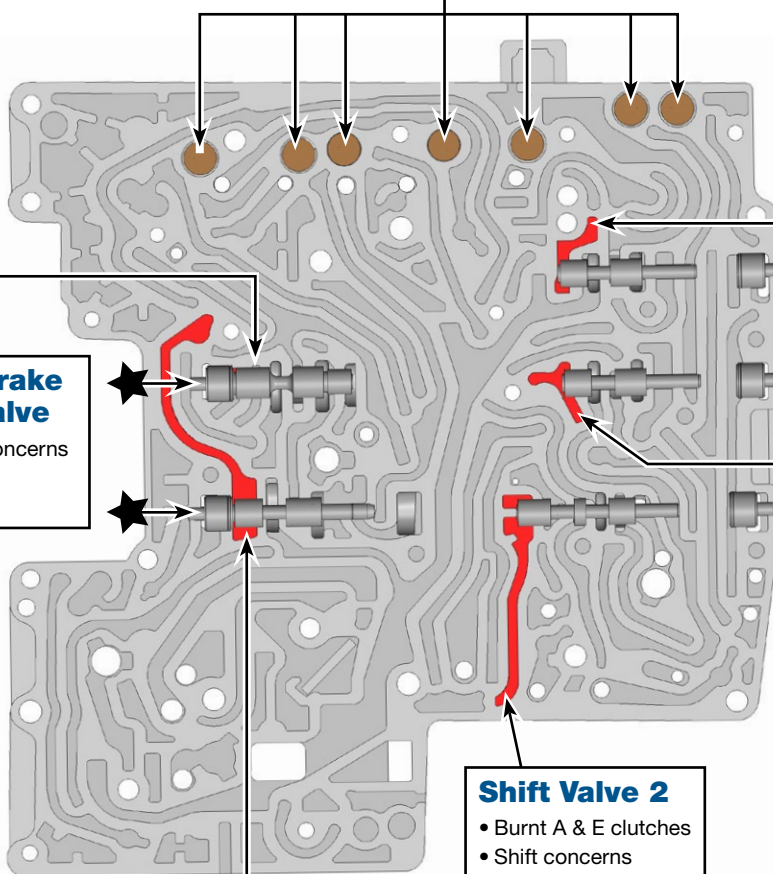
- Harsh Reverse • Reverse slip • D1 Brake burned

Position Valve E-Shift Only

- Shift concerns • A Clutch burned • B Clutch burned • E Clutch burned

Replace with **Sonnax Part No. 95740-75K** E-Shift Only

Requires F-95740-TL75 & VB-FIX

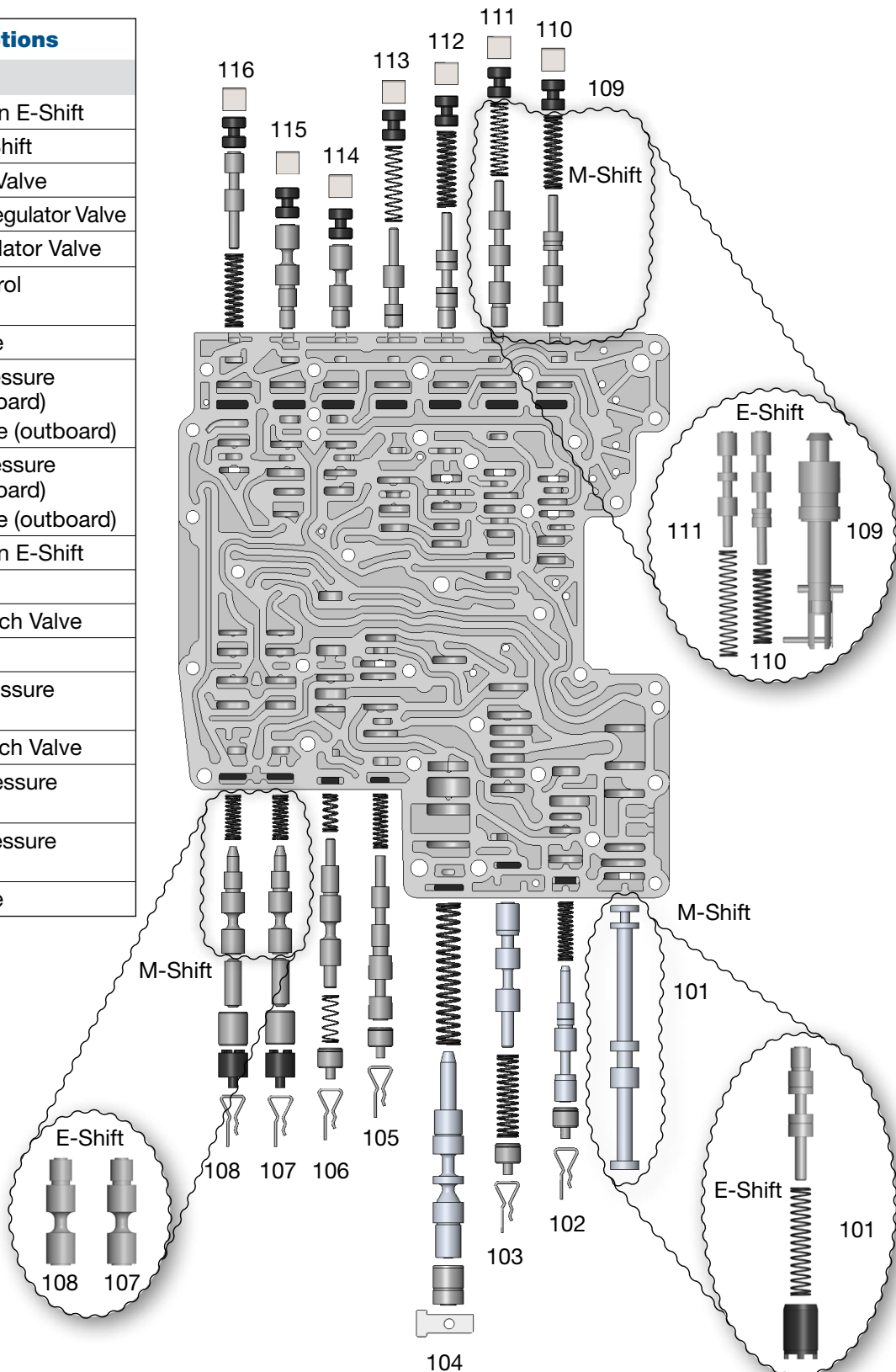


OE Exploded View

Lower Valve Body • ZF6HP21, Generation 2, M-Shift Shown

NOTE: Depending upon vehicle application, the OE springs, checkballs and worm tracks may vary.

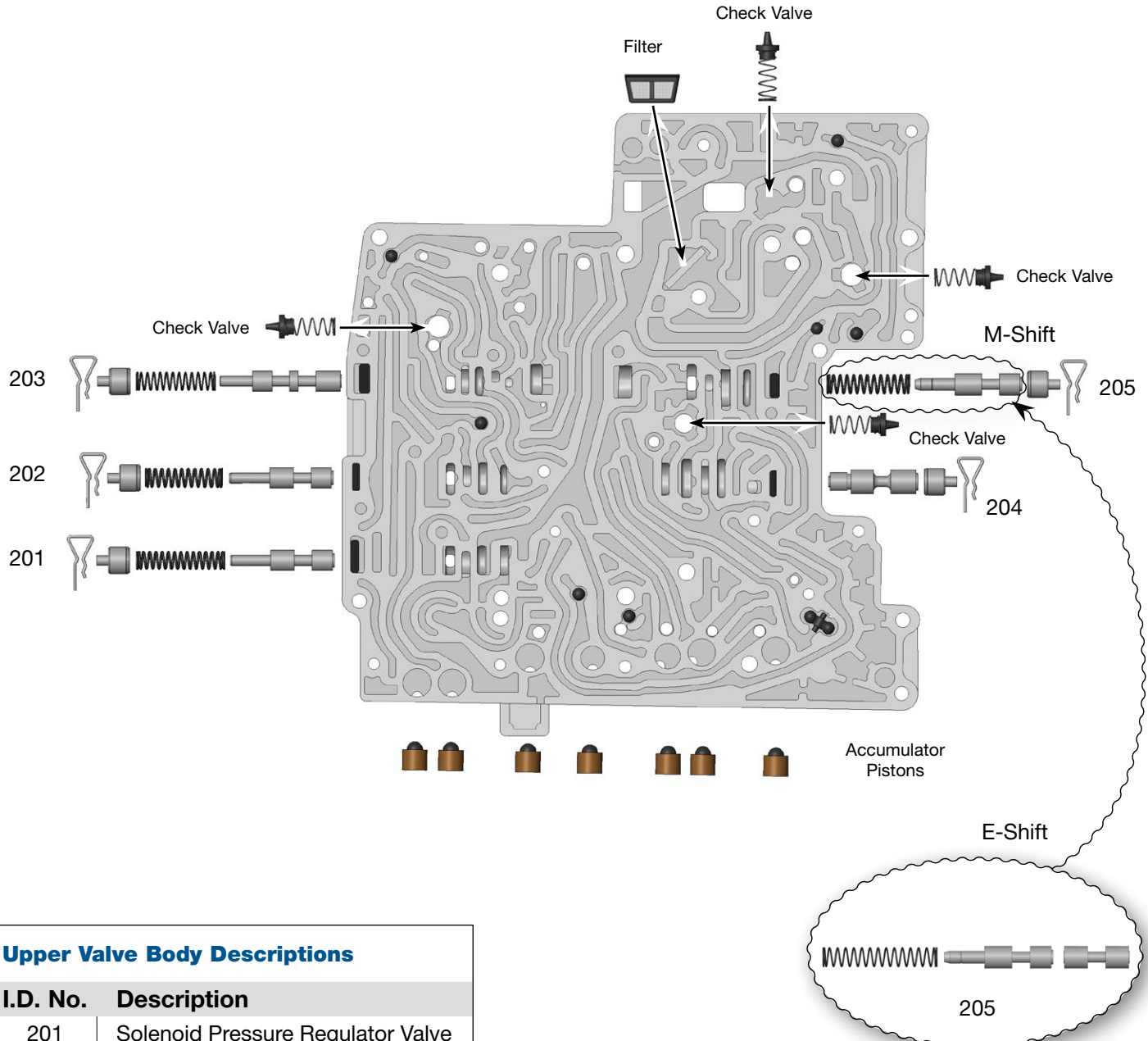
Lower Valve Body Descriptions	
I.D. No.	Description
101	Parking Lock Valve in E-Shift
101	Manual Valve in M-Shift
102	Lubrication Control Valve
103	Converter Release Regulator Valve
104	Main Pressure Regulator Valve
105	Bypass Clutch Control Regulator Valve
106	Clutch Cooling Valve
107	Clutch E Control Pressure Regulator Valve (inboard) Boost Valve & Sleeve (outboard)
108	Clutch A Control Pressure Regulator Valve (inboard) Boost Valve & Sleeve (outboard)
109	Park Lock Cylinder in E-Shift
109	Empty in M-Shift
110	Clutch D1 Brake Latch Valve
111	Shift Valve 1
112	Clutch D2 Brake Pressure Regulator Valve
113	Clutch D2 Brake Latch Valve
114	Clutch C Control Pressure Regulator Valve
115	Clutch B Control Pressure Regulator Valve
116	Clutch A Latch Valve



OE Exploded View

Upper Valve Body • ZF6HP21, Generation 2, M-Shift Shown

NOTE: Depending upon vehicle application, the OE springs, checkballs and worm tracks may vary.



Upper Valve Body Descriptions

I.D. No.	Description
201	Solenoid Pressure Regulator Valve
202	Clutch E Latch Valve
203	Shift Valve 2
204	Clutch D1 Brake Regulator Valve
205	Shift Valve 3 in M-Shift
205	Position Valve in E-Shift