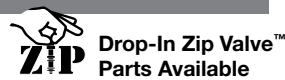


Critical Wear Areas & Vacuum Test Locations



NOTE: OE valves are shown in rest position and should be tested in rest position unless otherwise indicated. Test locations are pointed to with an arrow. Springs are not shown for visual clarity. Low vacuum reading indicates wear and Sonnax parts are noted for replacement.

Valve Body • 45RFE Shown



For specific vacuum test information, refer to individual part instructions included in kits and available at www.sonnax.com.

Click on Sonnax part numbers to see more information.

Solenoid Switch Valve Plugs

- Codes 841, 868, 871, 988, 1775, 1776 • Bind-up
- Failsafe mode • OD clutch burned • Wrong gear starts
- TCC apply & release concerns (41 & 42 series)
- Engine stall (41 & 42 series) • No lockup (41 & 42 series)

Replace with Sonnax Part Nos.

92835-02K Replaces .420" Dia. OE Valve **or**

92835-18K Replaces .420" Dia. OE Valve **or**

92835-22K Replaces .453" Dia. OE Valve

92835-18K Requires EITHER F-92835-TL18 & VB-FIX **or** 92835-RM*

92835-22K Requires 92835-RM22

*Does not work on 62TE units F-92835-TL18 & VB-FIX MUST be used.

Solenoid Switch Valve

- Codes 841, 868, 871, 988, 1775, 1776 • Bind-up
- OD clutch burned • Failsafe mode • 4th Clutch burned
- 2nd Gear starts w/MIL on • Engine stall (41 & 42 series)
- TCC apply & release concerns (41 & 42 series)
- 2nd Gear starts w/MIL on

Replace with Sonnax Part Nos.

92835-21 Replaces .420" Dia. OE Valve **or**

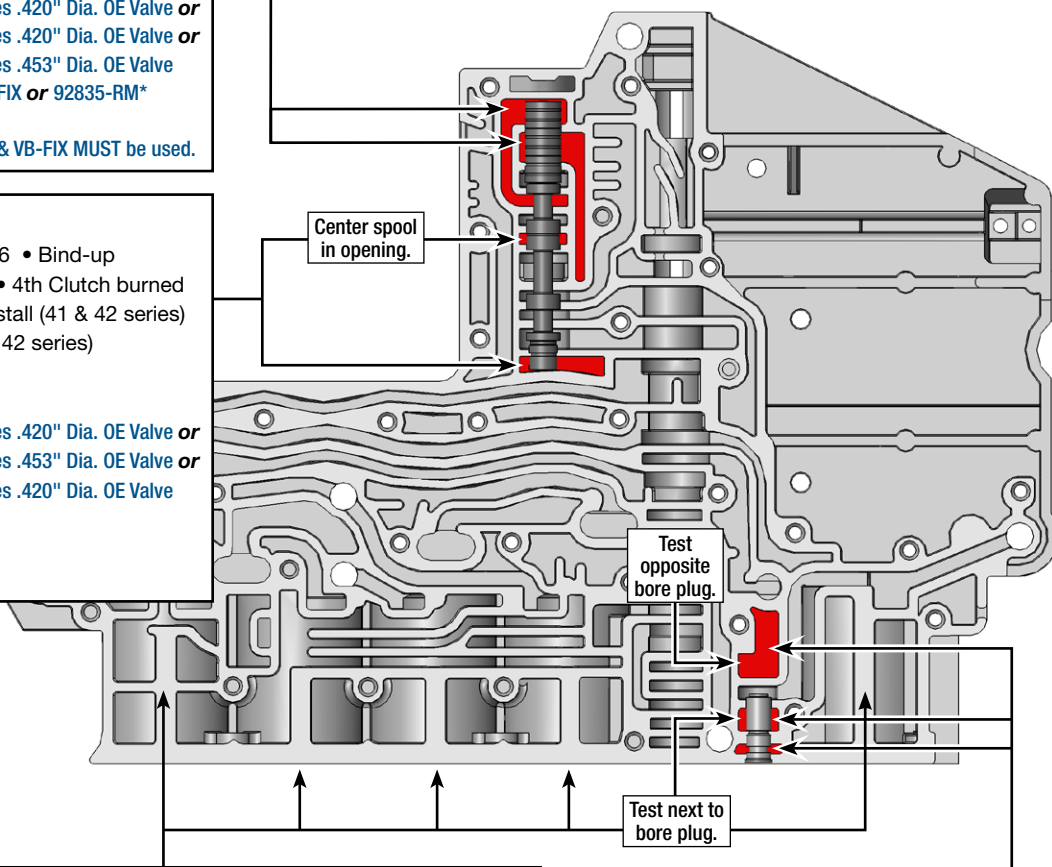
92835-31K Replaces .453" Dia. OE Valve **or**

92835-32K Replaces .420" Dia. OE Valve

92835-21K Requires F-92835-TL & VB-FIX

92835-31K Requires F-92835-TL31 & VB-FIX

92835-32K Requires F-92835-TL32 & VB-FIX



Accumulator Pistons

- Slide shifts • High CVTs • 1-2 Shudder • Coastdown clunk

Replace with Sonnax Part Nos.

44894-01K Accumulator Piston Kit (1 Piston Set) **or**

44894-01MK Accumulator Piston Kit (5 Piston Sets) **or**

92834-03K Accumulator Piston & Sleeve Kit (45RFE, 545RFE Only) **or**

92834-05K Accumulator Piston & Sleeve Kit with Springs (45RFE, 545RFE Only)

Low Reverse Switch Valve

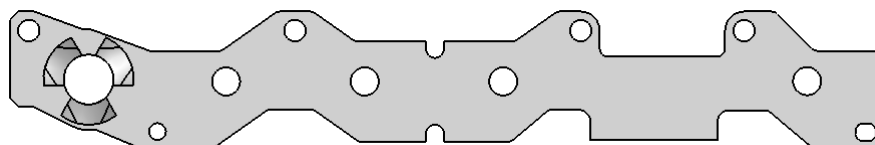
- Delayed engagement
- Low Reverse clutch failure

Accumulator Retaining Plate

- Damaged accumulator plate

Sonnax Part No.

44892-01K Requires 44892-TL



Critical Wear Areas & Vacuum Test Locations



NOTE: OE valves are shown in rest position and should be tested in rest position unless otherwise indicated. Test locations are pointed to with an arrow. Springs are not shown for visual clarity. Low vacuum reading indicates wear and Sonnax parts are noted for replacement.

Pump Body • 45RFE Shown



For specific vacuum test information, refer to individual part instructions included in kits and available at www.sonnax.com.

Click on Sonnax part numbers to see more information.

TC Limit Valve Spring

- Broken spring • Loss of power
- Engine stall on engagement
- Delayed engagement

Replace with Sonnax Part No. **44912-02**

TC Limit Valve

- Delayed engagement • Engine stall
- Loss of power • Low cooler flow
- Low TCC release pressure
- Loss of fuel economy
- Overheated converter

Replace with Sonnax Part No. **44912-03K**

Requires F-44912-TL & VB-FIX

TCC Accumulator Spring

- Harsh TCC apply
- TCC apply & release concerns

Replace with Sonnax Part No. **44912-01**

TCC Control/Regulator & Accumulator Valve

- Converter concerns
- Lockup concerns

Replace with Sonnax Part Nos.

44912-11K TCC Control/Regulator Valve Kit or

44912-12K Oversized TCC Control/Regulator & Accumulator Valve Kit

44912-12K Requires F-44912-TL12 & VB-FIX

Insert retaining clip into balance port while testing.

TCC Switch Valve

- No lockup • Engine stall • TCC slip
- Overheating • TCC codes • TCC lining failure
- Loss of fuel economy • TCC apply & release concerns

Replace with Sonnax Part Nos.

44912-08K Oversized TCC Switch Valve Kit or

44912-36K TCC Apply Limit Switch Valve Kit or

44912-41K Oversized TCC Apply Limit Switch Valve Kit

44912-08K & -41K Requires F-44912-TL8 & VB-FIX

Test with .125" shim in between the balance end of the valve and the casting.

Pressure Regulator Valve

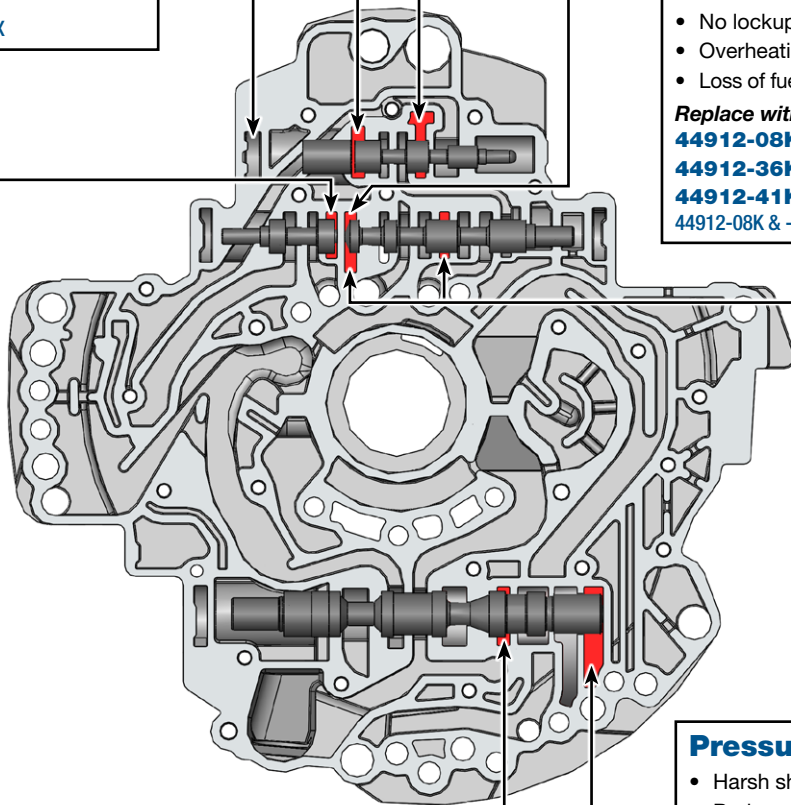
- Harsh shifts • Erratic line pressure
- Broken parts due to excessive line pressure
- High line pressure • Burnt clutches
- Restricted converter/lube flow • Soft shifts

Replace with Sonnax Part Nos.

44912-17K Lube Regulated PR Valve or

44912-10K Oversized PR Valve Kit

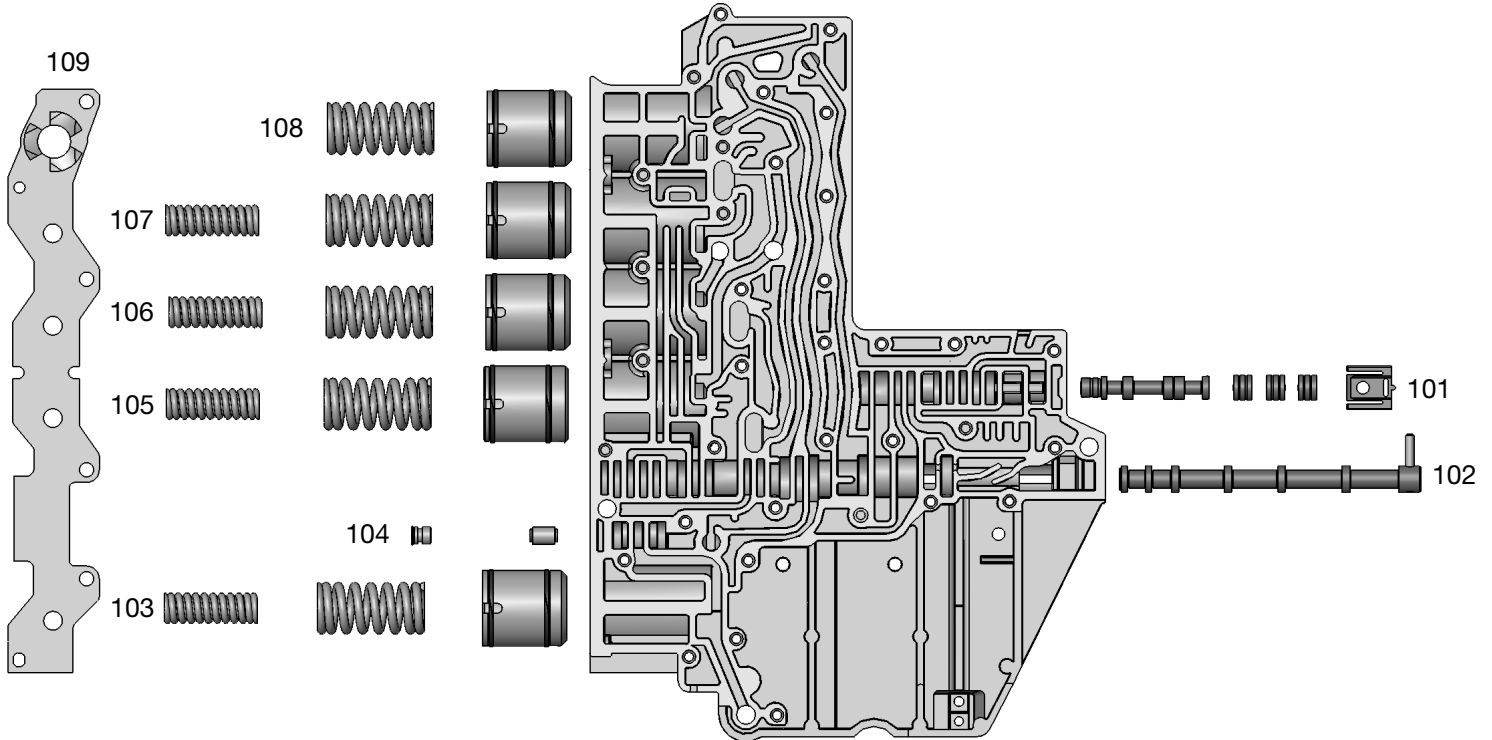
44912-10K Requires F-44912-TL10 & VB-FIX



OE Exploded View

Valve Body • 45RFE Shown

NOTE: Depending upon vehicle application, the OE springs shown may not be present.



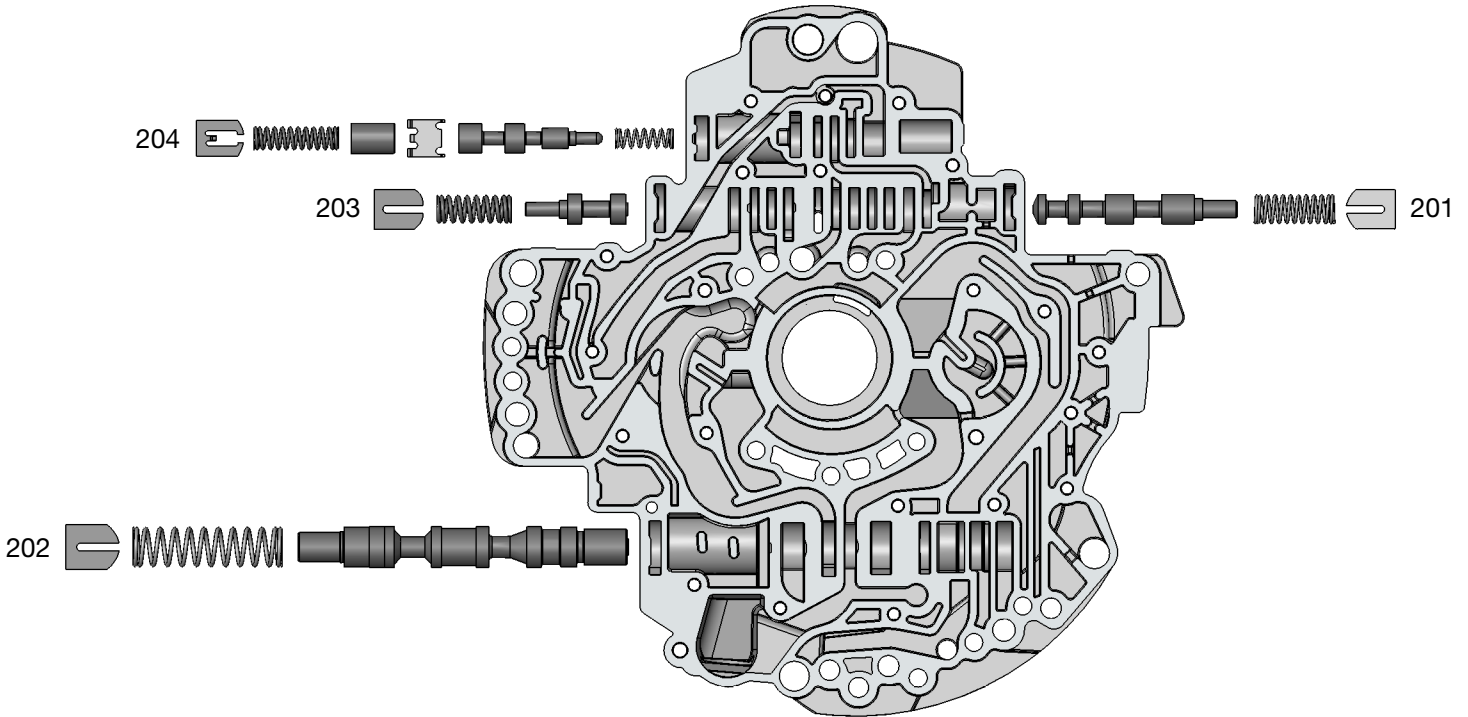
Valve Body Descriptions

I.D. No.	Description
101	Solenoid Switch Valve
102	Manual Valve
103	Low Reverse Accumulator Piston
104	Low Reverse Switch Valve
105	Second Clutch Accumulator Piston
106	Fourth Clutch Accumulator Piston
107	Underdrive Clutch Accumulator Piston
108	Overdrive Clutch Accumulator Piston
109	Accumulator Retaining Plate

OE Exploded View

Pump Body • 45RFE Shown

NOTE: Depending upon vehicle application, the OE springs shown may not be present.



Pump Body Descriptions	
I.D. No.	Description
201	TCC Switch Valve
202	Main Pressure Regulator Valve
203	TC Limit Valve
204	TCC Control/Regulator (Inboard) & Accumulator (Outboard) Valves