

Critical Wear Areas & Vacuum Test Locations



NOTE: OE valves are shown in rest position and should be tested in rest position unless otherwise indicated. Test locations are pointed to with an arrow. Springs are not shown for visual clarity. Low vacuum reading indicates wear and Sonnax parts are noted for replacement.

Valve Body

Primary Pulley Regulator Valve

- Chatter on acceleration
- Damaged valve body casting
- High/Low line pressure
- Pulley breakage
- Slips in Forward & Reverse

Replace with Sonnax Part No. **33741F-02K**

Requires F-33741F-TL2 & VB-FIX


Pump Flow Control Valve

- Push belt slippage
- Delayed engagement
- Low pump volume

Replace with Sonnax Part Nos. **33510N-02** or **33510N-01**

Requires F-33510N-TL & VB-FIX

Block this port while testing.



Pump Body

Overdrive Reverse Select Switch Valve

- No high ratios
- No Reverse

TCC Switch Valve & Sleeve

- Jerking on coastdown
- High engine RPM
- Engine stall on engagement
- No lockup
- Harsh engagement

Replace with Sonnax Part No. **113741-11K**

Manual Valve

- Delayed engagement
- Low pressure

Secondary Pulley/Pressure Regulator Valve

- Push belt slippage
- Pulley breakage
- RPM surge
- Chatter on acceleration

Replace with Sonnax Part No. **33741F-01K**

Requires F-33741F-TL & VB-FIX

Solenoid Regulator Valve

- Chatter/Noise on acceleration
- Push belt slippage
- Increased push belt & pulley wear
- Low line rise
- Low solenoid feed pressure
- No ratio change

Replace with Sonnax Part No. **33741F-03K**

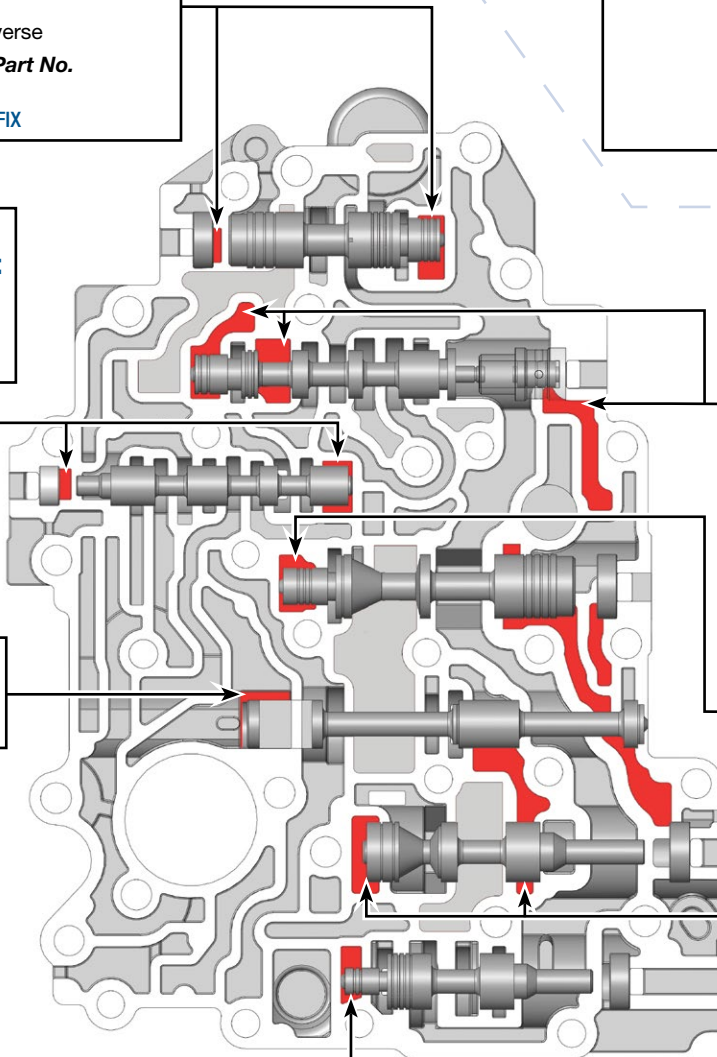
Requires F-33741F-TL3

Torque Converter/ Lube Regulator Valve

- Engine stall on engagement
- Increased RPM during acceleration
- No lockup
- Overheated fluid
- Poor fuel economy
- Poor lube oil control
- Poor performance
- Ratio codes

Replace with Sonnax Part No. **33741F-04K**

Requires F-33741F-TL4 & VB-FIX



For specific vacuum test information, refer to individual part instructions included in kits and available at www.sonnax.com.

Click on Sonnax part numbers to see more information.

OE Exploded View


NOTE: Depending upon vehicle application, the OE springs shown may not be present.

Valve Body Descriptions

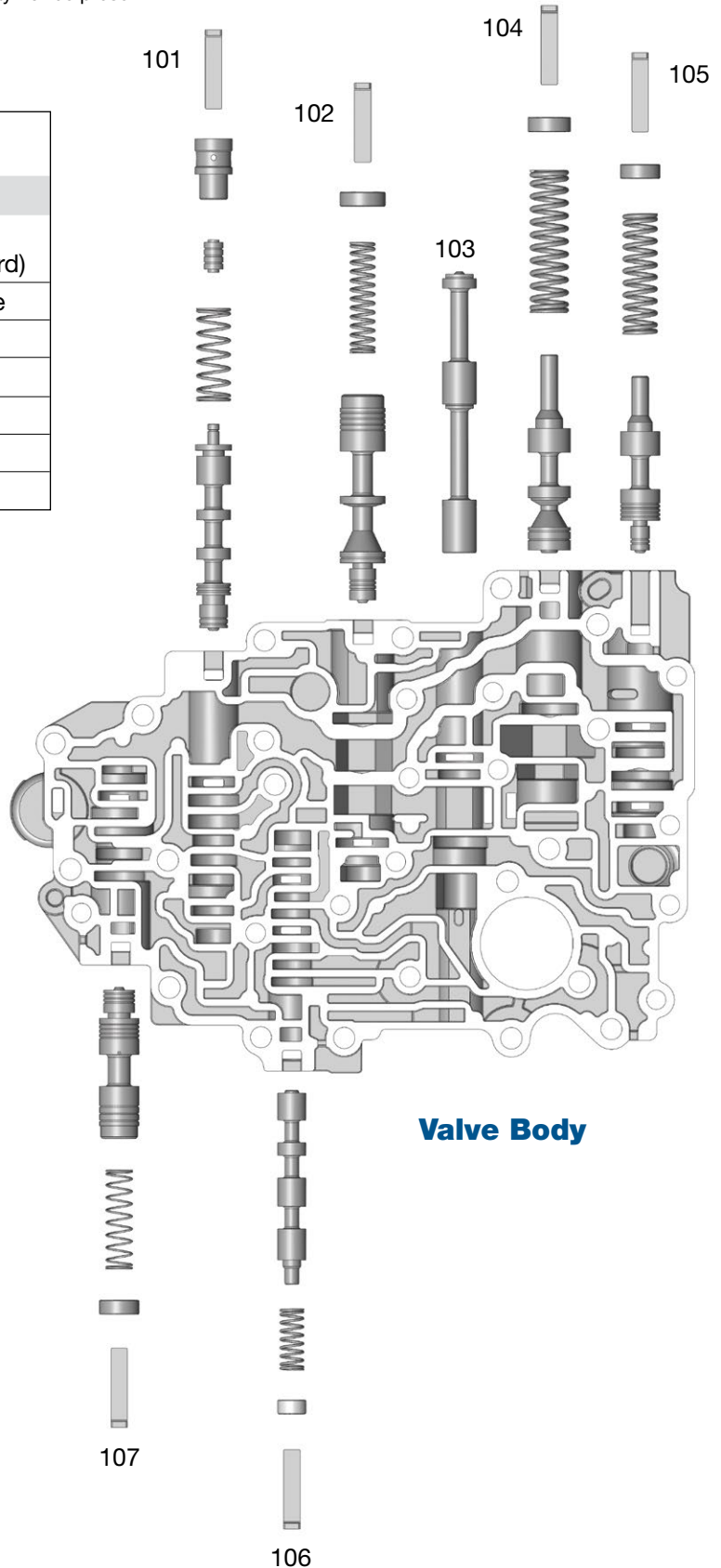
I.D No.	Description
101	TCC Switch Valve (inboard), TCC Switch Valve Plunger & Sleeve (outboard)
102	Secondary Pulley - Pressure Regulator Valve
103	Manual Valve
104	TC/Lube Regulator Valve
105	Solenoid Regulator Valve
106	OD-R Select Switch Valve
107	Primary Pulley Regulator Valve

Pump Body Descriptions

I.D No.	Description
201	Pump Flow Control Valve



Pump Body



Valve Body