


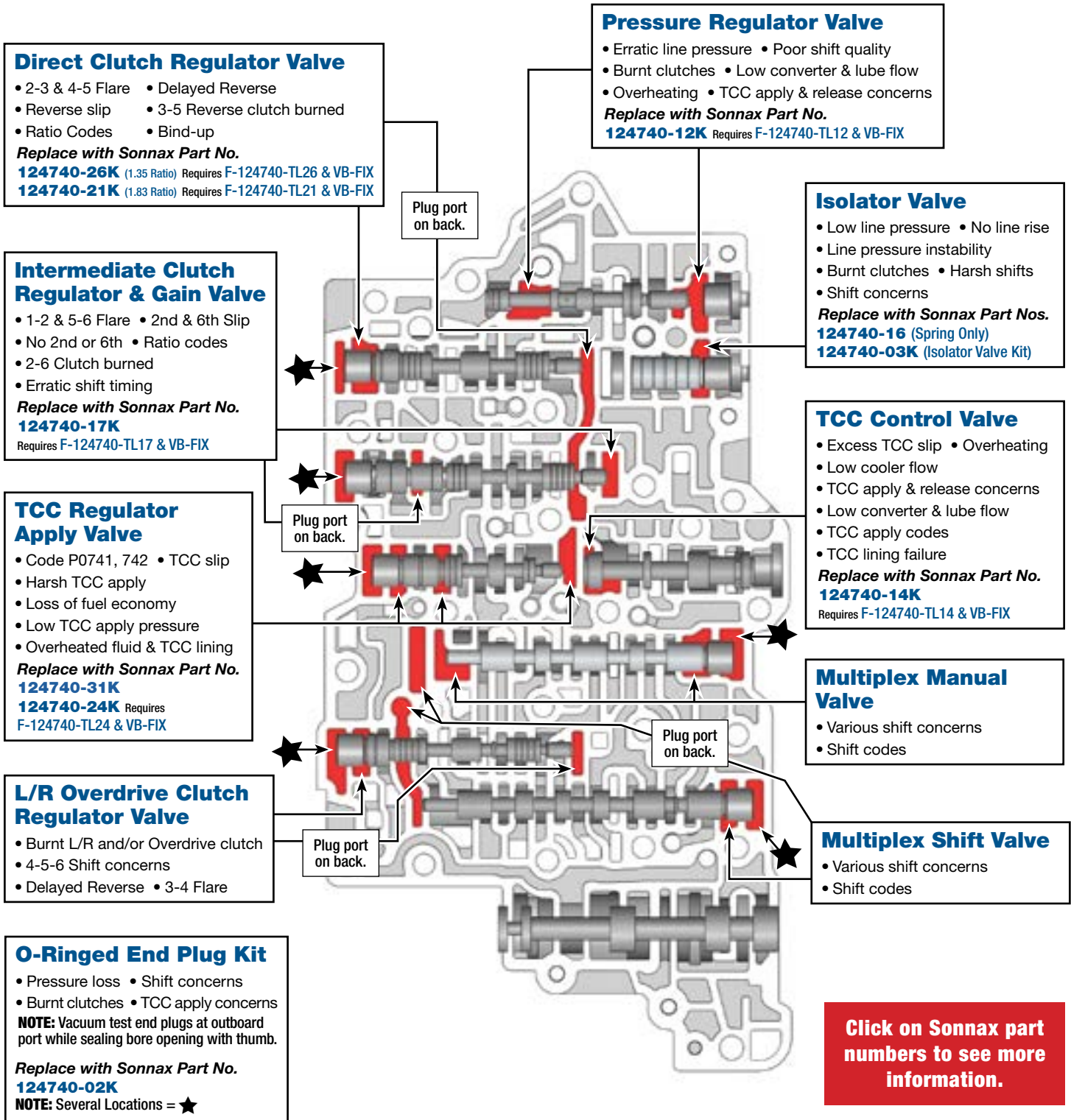


Critical Wear Areas & Vacuum Test Locations




NOTE: OE valves are shown in rest position and should be tested in rest position unless otherwise indicated. Test locations are pointed to with an arrow. Springs are not shown for visual clarity. Low vacuum reading indicates wear.

Upper Valve Body • 6F50 Shown





Critical Wear Areas & Vacuum Test Locations



NOTE: OE valves are shown in rest position and should be tested in rest position unless otherwise indicated. Test locations are pointed to with an arrow. Springs are not shown for visual clarity. Low vacuum reading indicates wear.

Lower Valve Body • 6F50 Shown

Click on Sonnax part numbers to see more information.

Direct Clutch Latch Valve

- Shift quality is not load sensitive
- Harsh shifts • Slips & flares
- Delayed engagement • Burnt clutches
- Slide shifts • Slip codes

Replace with Sonnax Part No. 144740-23 Requires F-144740-TL22 & VB-FIX

AFL (Actuator Feed Limit) Valve

- Solenoid performance codes
- Wrong gear starts
- Clutch failure

Replace with Sonnax Part No. 124740-32K
124740-01 Requires F-104740-TL12 & VB-FIX

Forward Clutch Latch Valve

- Shift quality is not load sensitive
- Harsh shifts • Slips & flares
- Delayed engagement
- Burnt clutches
- Slide shifts • Slip codes

Replace with Sonnax Part No. 144740-23
Requires F-144740-TL22 & VB-FIX

L/R Overdrive Clutch Latch Valve

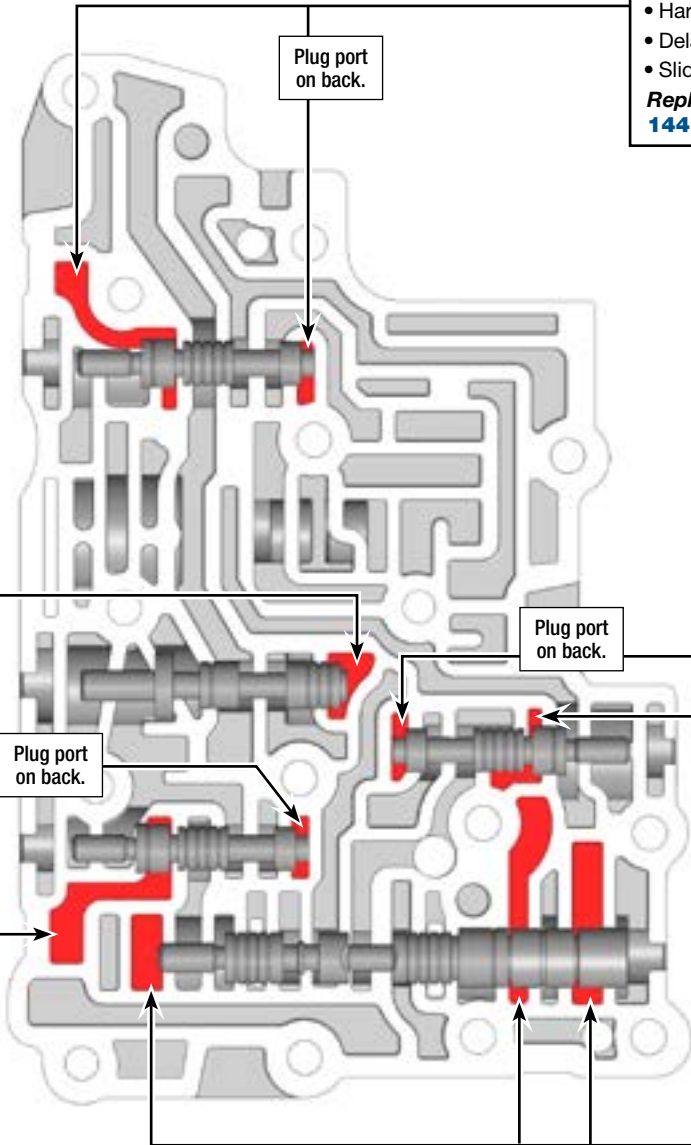
- Shift quality is not load sensitive
- Harsh shifts • Slips & flares
- Delayed engagement
- Burnt clutches
- Slide shifts • Slip codes

Replace with Sonnax Part No. 144740-23
Requires F-144740-TL22 & VB-FIX

Forward Clutch Regulator Valve

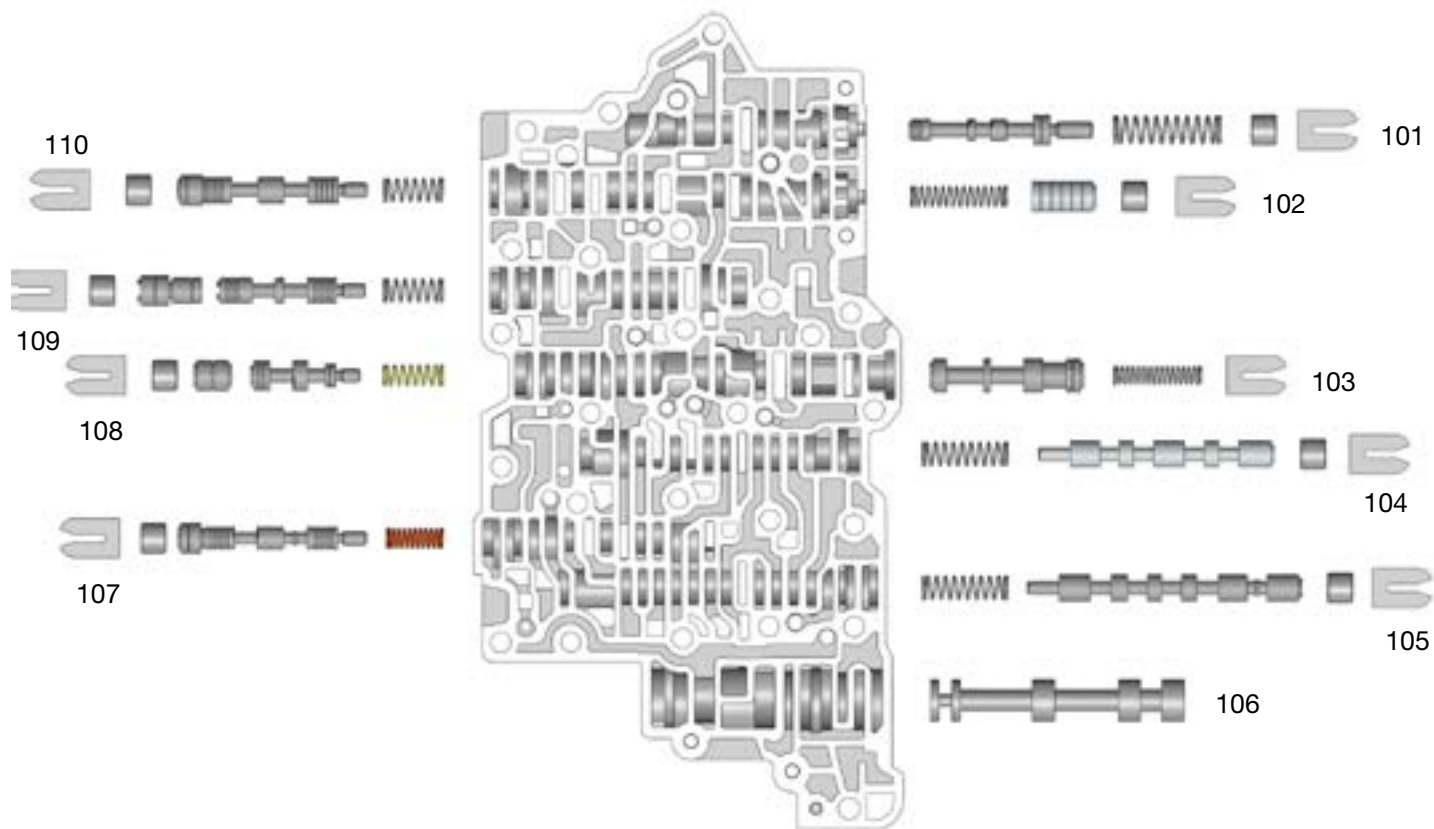
- Burnt Forward clutch
- Delayed Forward
- 1-2-3-4 Shift concerns

NOTE: Vacuum locations are the same regardless of OE end plug design and inclusion of short shuttle valve.



OE Exploded View

Upper Valve Body • 6F50 Shown

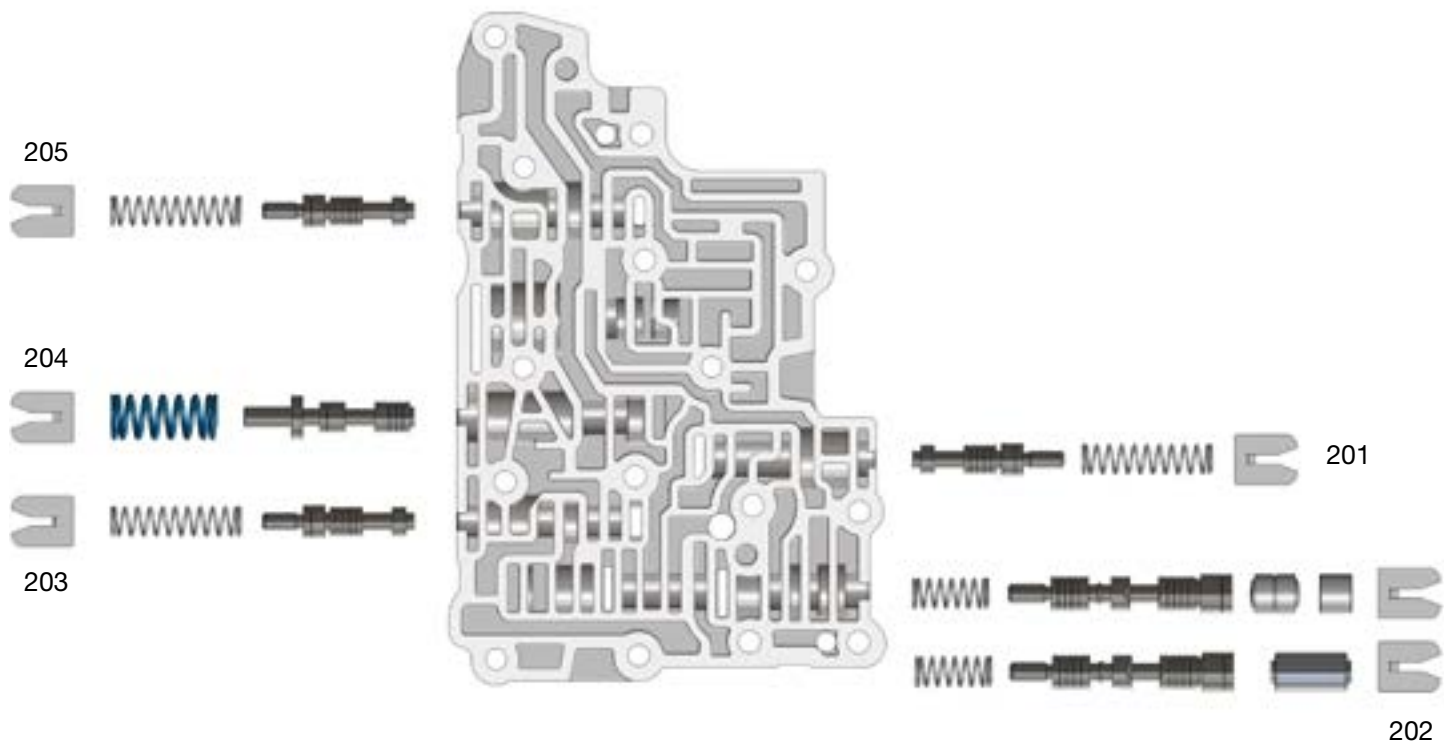


Upper Valve Body Descriptions

I.D. No.	6F50 Description
101	Pressure Regulator Valve
102	Isolator Valve
103	TCC Control Valve
104	Multiplex Manual Valve
105	Multiplex Shift Valve
106	Manual Valve
107	L/R Overdrive Clutch Regulator Valve
108	TCC Regulator Apply Valve
109	Intermediate Clutch Regulator & Gain Valve
110	Direct Clutch Regulator Valve

OE Exploded View

Lower Valve Body • 6F50 Shown



Lower Valve Body Descriptions	
I.D. No.	6F50 Description
201	Forward Clutch Latch Valve
202	Forward Clutch Regulator Valve
203	L/R Overdrive Clutch Latch Valve
204	AFL (Actuator Feed Limit) Valve
205	Direct Clutch Latch Valve