

Critical Wear Areas & Vacuum Test Locations



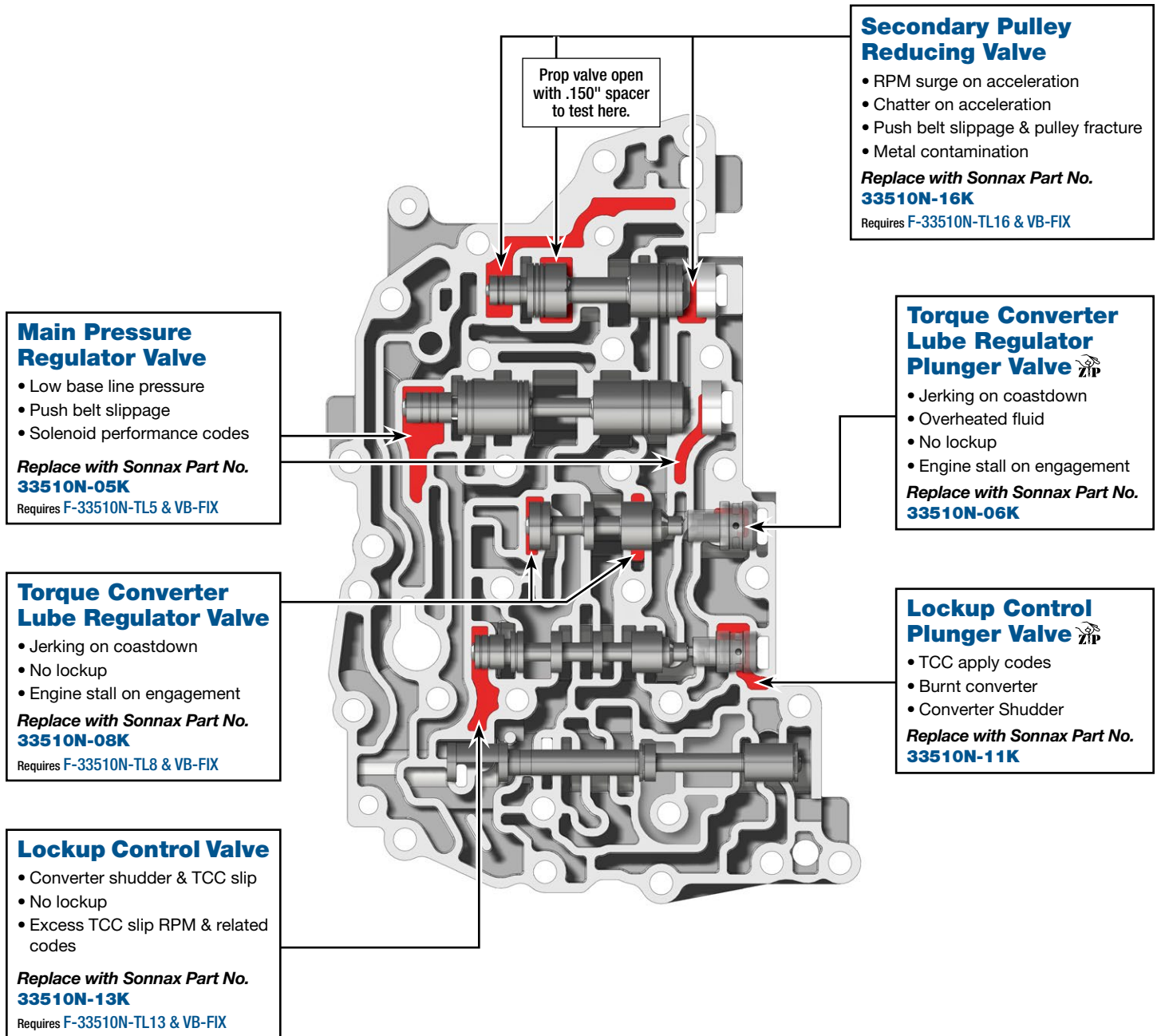
NOTE: OE valves are shown in rest position and should be tested in rest position unless otherwise indicated. Test locations are pointed to with an arrow. Springs are not shown for visual clarity. Low vacuum reading indicates wear and Sonnax parts are noted for replacement.

Lower Valve Body • JF016E Shown



For specific vacuum test information, refer to individual part instructions included in kits and available at www.sonnax.com.

Click on Sonnax part numbers to see more information.



Critical Wear Areas & Vacuum Test Locations



Drop-In Zip Valve™
Parts Available

NOTE: OE valves are shown in rest position and should be tested in rest position unless otherwise indicated. Test locations are pointed to with an arrow. Springs are not shown for visual clarity. Low vacuum reading indicates wear and Sonnax parts are noted for replacement.

Upper Valve Body • JF016E Shown



For specific vacuum test information, refer to individual part instructions included in kits and available at www.sonnax.com.

Click on Sonnax part numbers to see more information.

Primary Pulley Reducing Valve

- Chatter on acceleration
- High or low line pressure
- Pulley breakage
- Slips in Forward & Reverse

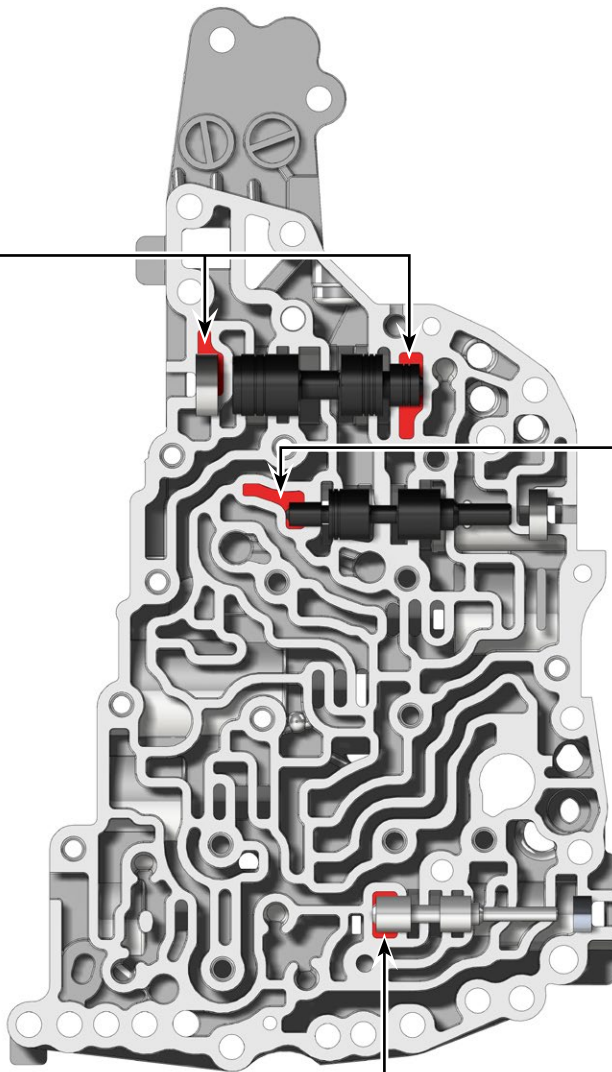
Replace with Sonnax Part No.

33510N-03K (JF016E)

Requires F-33510N-TL3 & VB-FIX or

33510N-04K (JF017E)

Requires F-33510N-TL4 & VB-FIX



Pilot Valve A

- Low solenoid feed pressure
- Solenoid performance codes

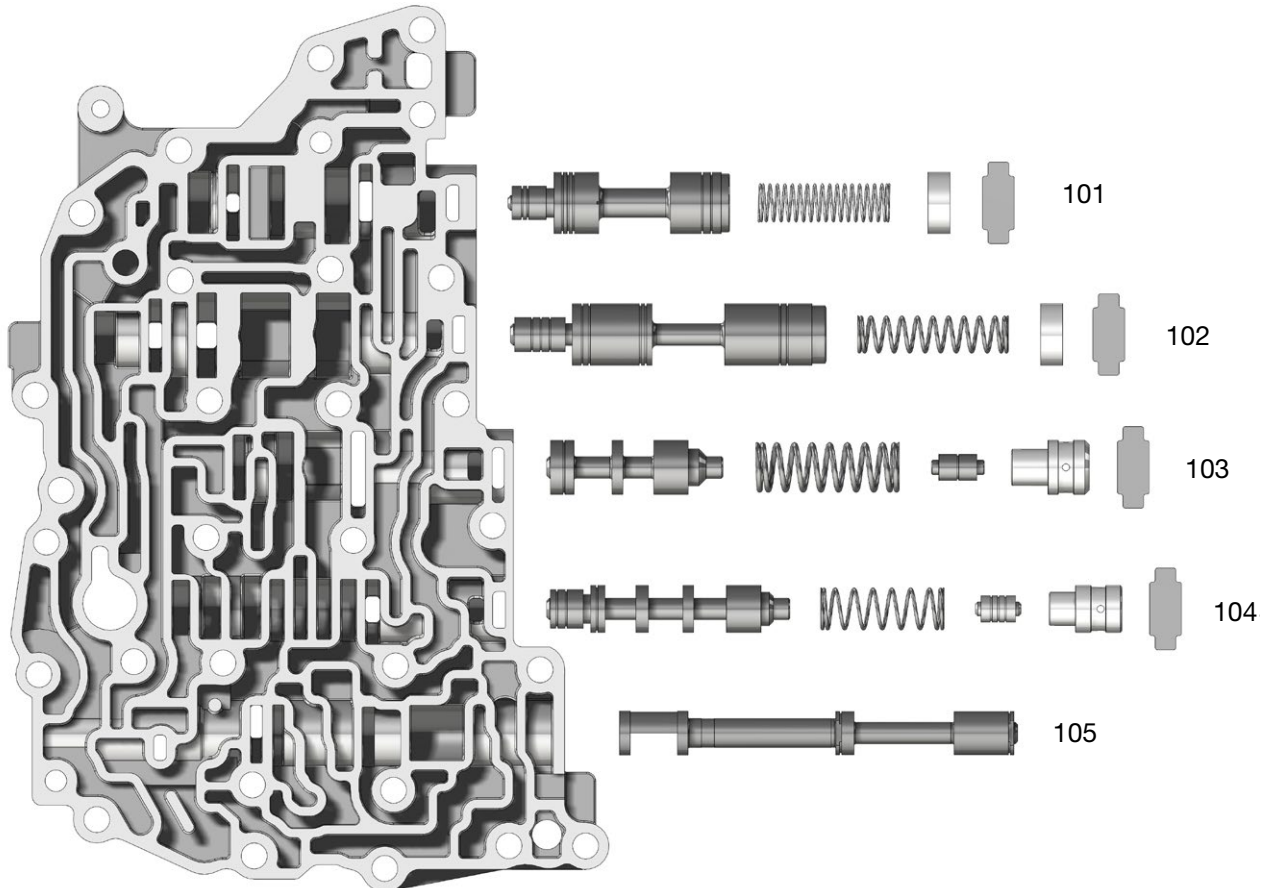
Pilot Valve B

- Low solenoid feed pressure
- TCC slip codes

OE Exploded View

Lower Valve Body • JF016E Shown

NOTE: Depending upon vehicle application, the OE springs shown may not be present.



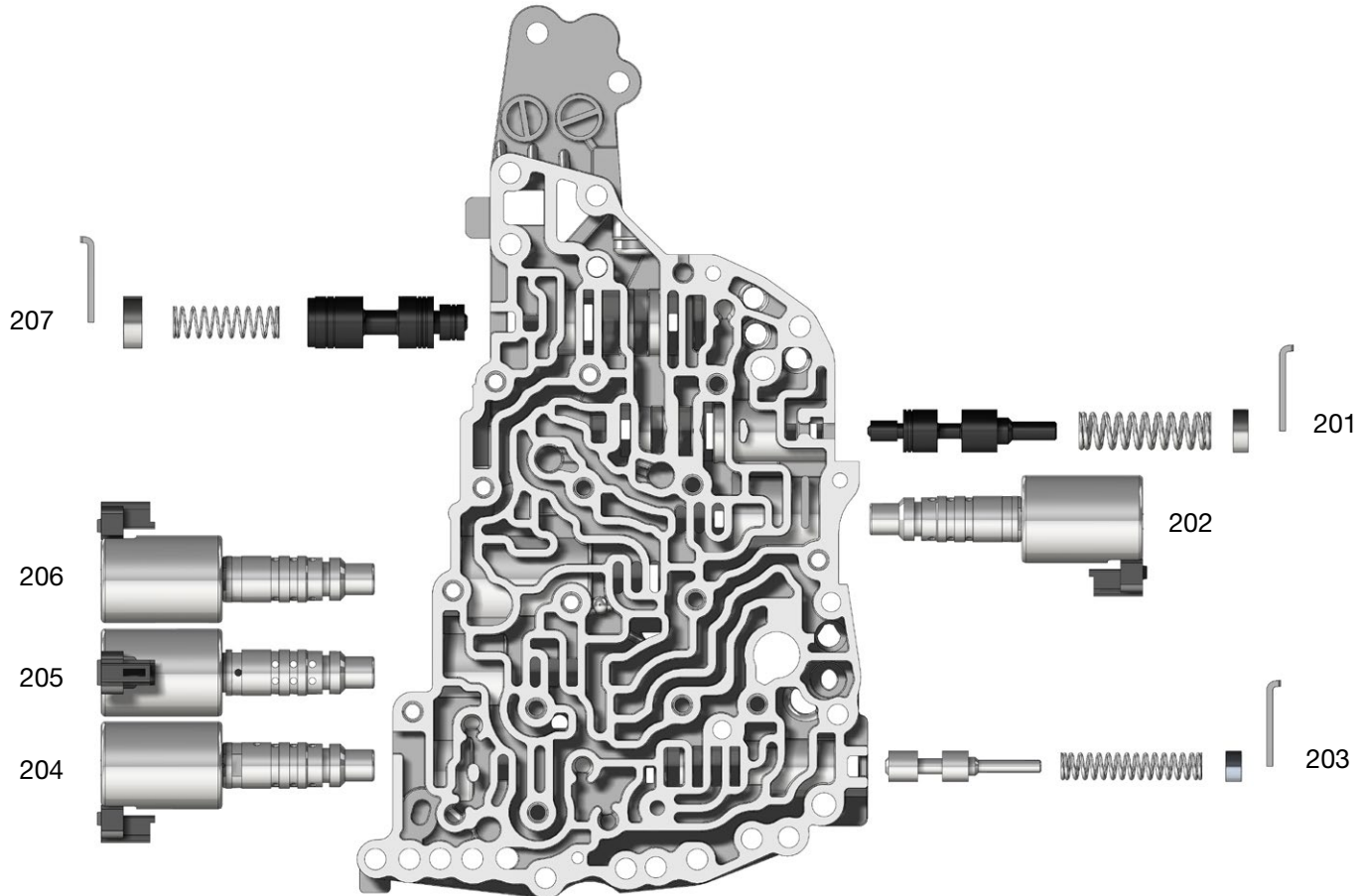
JF016E, JF017E Valve Body Descriptions

| I.D. No. | Description |
|----------|---------------------------------------|
| 101 | Secondary Pulley Reducing Valve |
| 102 | Main Pressure Regulator Valve |
| 103 | Torque Converter Lube Regulator Valve |
| 104 | Lockup Control Valve |
| 105 | Manual Valve |

OE Exploded View

Upper Valve Body • JF016E Shown

NOTE: Depending upon vehicle application, the OE springs shown may not be present.



JF016E, JF017E Valve Body Descriptions

| I.D. No. | Description |
|----------|---------------------------------|
| 201 | Pilot Valve A |
| 202 | Primary Pulley Solenoid Valve |
| 203 | Pilot Valve B |
| 204 | Select Solenoid Valve |
| 205 | Line Pressure Solenoid Valve |
| 206 | Secondary Pulley Solenoid Valve |
| 207 | Primary Pulley Reducing Valve |