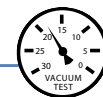
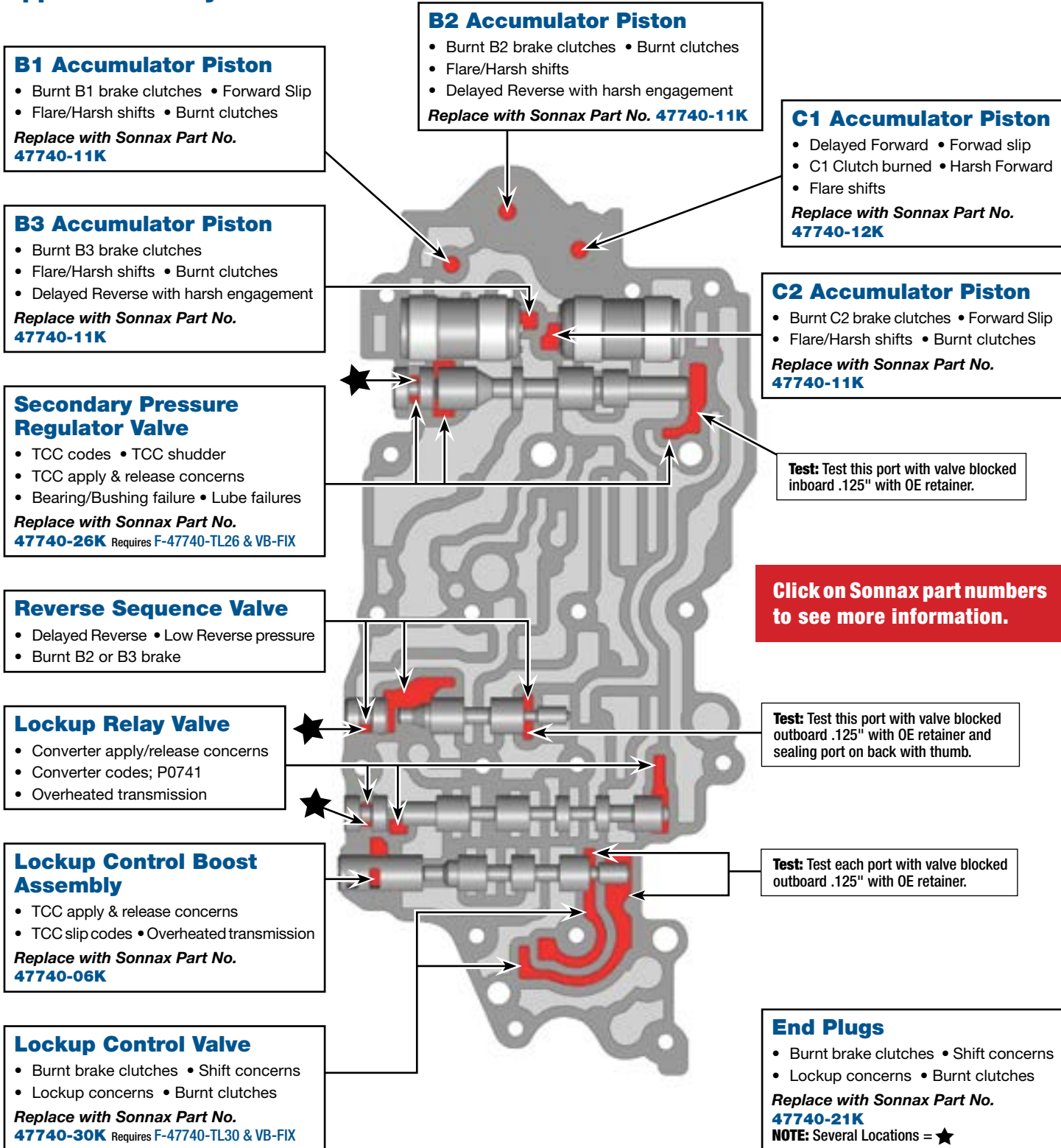


Critical Wear Areas & Vacuum Test Locations



NOTE: OE valves are shown in rest position and should be tested in rest position unless otherwise indicated. Test locations are pointed to with an arrow. Springs are not shown for visual clarity. Low vacuum reading indicates wear.

Upper Valve Body • U760E Shown



Critical Wear Areas & Vacuum Test Locations



NOTE: OE valves are shown in rest position and should be tested in rest position unless otherwise indicated. Test locations are pointed to with an arrow. Springs are not shown for visual clarity. Low vacuum reading indicates wear.

Middle Valve Body – Lower Side, U760E Shown

B1 Apply Control Valve

- 1-2 Long slide • Low line pressure
- Clutch failure • B1 brake clutches burned

Replace with Sonnax Part No. 47740-44K Requires F-47740-TL44 & VB-FIX

Primary Pressure Regulator Valve

- Erratic/Soft/Harsh shifts • Low line pressure/rise
- Clutch slippage • High line pressure in Reverse
- High line pressure • Burnt clutches
- Burnt brake clutches
- Low converter pressure

Replace with Sonnax Part No. 47740-02K Requires F-47740-TL2 & VB-FIX

Note: Seal port on back when testing.

Sequence Valve

- Shift concerns • Burnt clutches/brakes

B2 Apply Control Valve

- B2 Clutch burned • No Reverse
- Delayed Reverse • Reverse slip

Replace with Sonnax Part No. 47740-27K Requires F-47740-TL27 & VB-FIX

Note: Seal port on back when testing.**

B2 Control Valve

- Delayed/Harsh Reverse • No Manual 1st
- Double bump Reverse engagement
- B2 Brake clutches burned

Replace with Sonnax Part No. 47740-35K Requires F-47740-TL35 & VB-FIX

Solenoid Modulator Valve

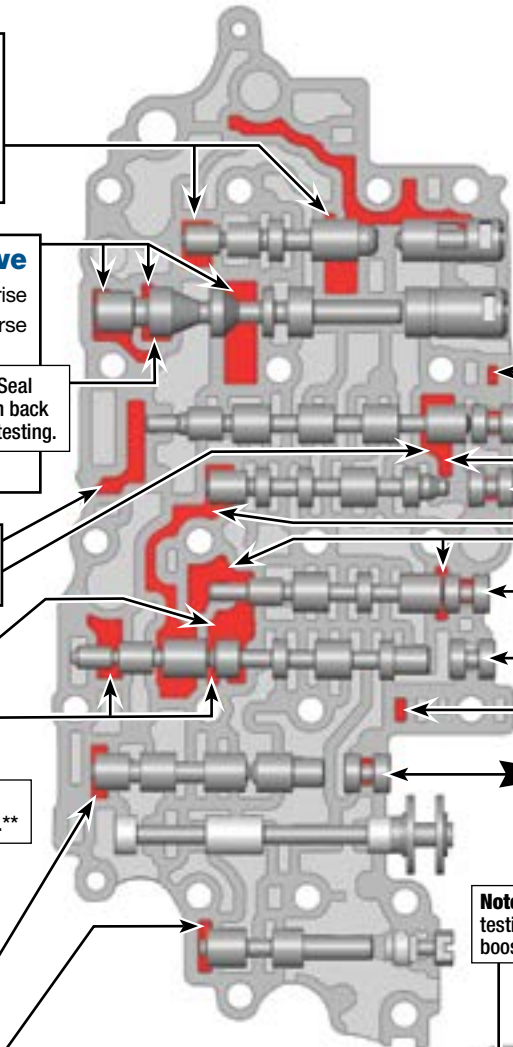
- Shift concerns
- Solenoid performance codes
- TCC apply & release concerns

Replace with Sonnax Part No. 47740-25K Requires F-47740-TL24 & VB-FIX

End Plugs

- Burnt brake clutches • Shift concerns
- Lockup concerns • Burnt clutches

Replace with Sonnax Part No. 47740-21K NOTE: Several Locations = ★



B1 Apply Boost Assembly

- 1-2 & 5-6 Flare • Gear ratio codes
- B1 brake clutches burned • Bind-up
- No Manual 1st • 2nd & 6th Slip

Replace with Sonnax Part No. 47740-40K

Test: Block this port and port on back when testing.

Test: Test this port with valve blocked inboard .218" dia. checkball.

Clutch Control Valve

- 4-5 Flare/Harsh
- Delayed Neutral to Drive
- Delayed Reverse

Replace with Sonnax Part No. 47740-22K Requires F-47740-TL22 & VB-FIX

C2 Clutch Apply Control Valve

- Slipping 4th, 5th, 6th
- Burnt C2 clutch

Test: Test this port and port on back when testing B2 apply control valve.**

Click on Sonnax part numbers to see more information.

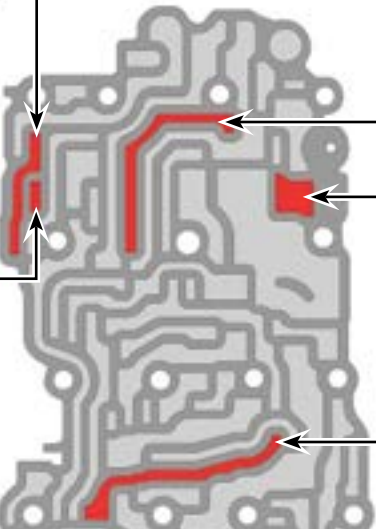
Reverse Boost Assembly

- Delayed Reverse • Reverse slip
- Low line rise in Reverse • No Reverse
- B2 Brake clutches burned
- UD/B3 Brake clutches burned
- Low Reverse boost • B4 Clutch burned

Replace with Sonnax Part No. 47740-38K

** These two passages are connected. The mat will provide the seal for the middle valve body, upper side. The passage indicated (**) will also need to be sealed to vacuum test the circuit.

Middle Valve Body – Back Side, U760E Shown



Note: Seal when testing B1 apply control valve.

Note: Seal when testing pressure regulator valve.

Note: Seal when testing B2 apply control valve.**

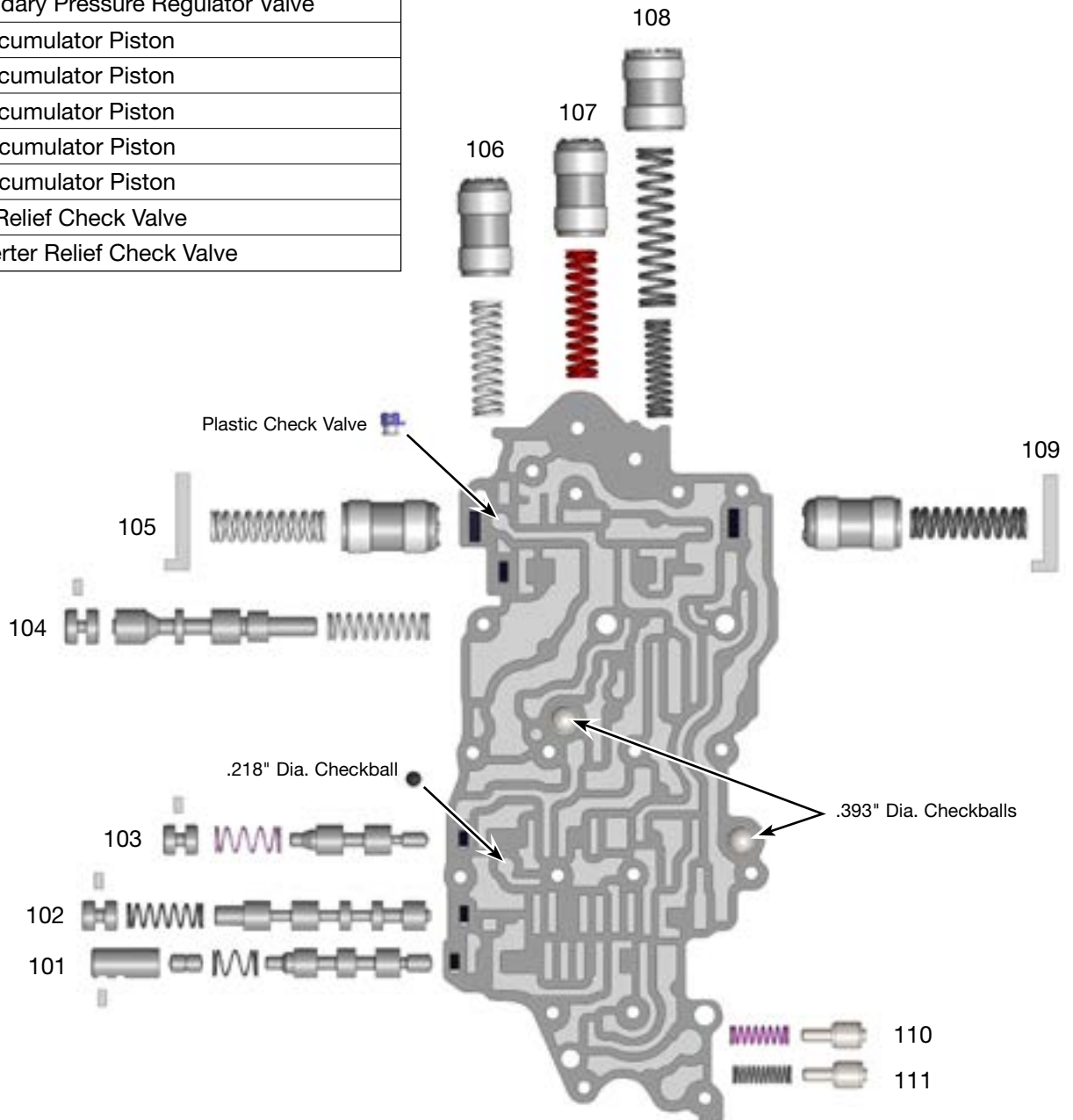
OE Exploded View

Upper Valve Body • U760E Shown

NOTE: Depending upon vehicle application, the OE springs shown may not be present.

Upper Valve Body Descriptions

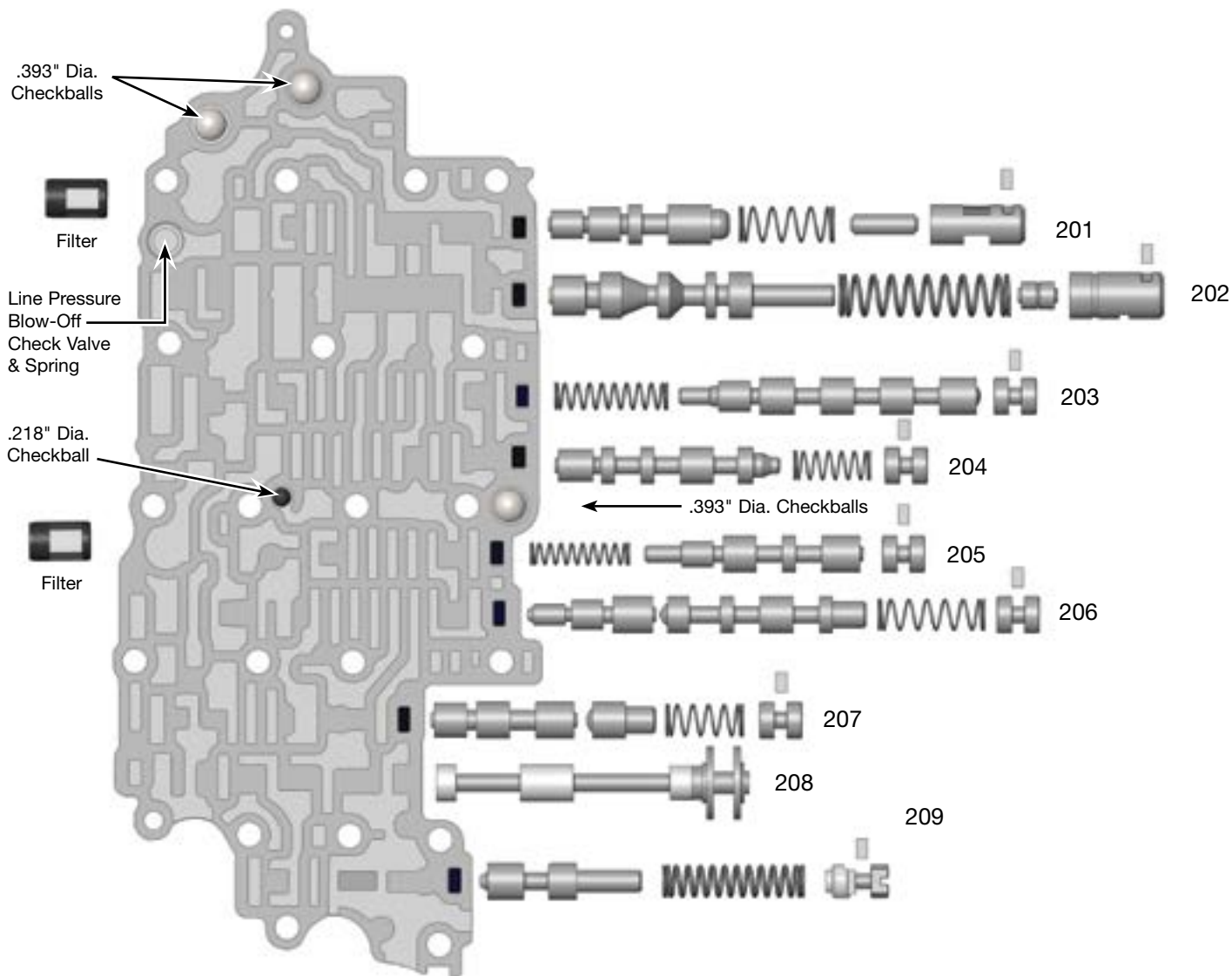
I.D. No.	Description
101	Lockup Control Valve (inboard) Lockup Control Boost Assembly (outboard)
102	Lockup Relay Valve
103	Reverse Sequence Valve
104	Secondary Pressure Regulator Valve
105	B3 Accumulator Piston
106	B1 Accumulator Piston
107	B2 Accumulator Piston
108	C1 Accumulator Piston
109	C2 Accumulator Piston
110	Lube Relief Check Valve
111	Converter Relief Check Valve



OE Exploded View

Middle Valve Body • U760E Shown

NOTE: Depending upon vehicle application, the OE springs shown may not be present.



Middle Valve Body Descriptions			
I.D. No.	Description	I.D. No.	Description
201	B1 Apply Control Valve (inboard) B1 Apply Boost Assembly (outboard)	206	B2 Apply Control Relay Valve (inboard) B2 Apply Control Valve (outboard)
202	Primary Pressure Regulator Valve (inboard) Reverse Boost Assembly (outboard)	207	B2 Control Valve (inboard) B2 Control Relay Valve (outboard)
203	Sequence Valve	208	Manual Valve
204	Clutch Control Valve	209	Solenoid Modulator Valve
205	C2 Clutch Apply Control Valve		